



Welcome to the Waterloo County Quilters' Guild's
September 2020 Virtual Show and Tell

Thank you to these talented quilters who have shared their
current projects.



Lighthouse Quilt

This is my "*Lighthouse*" quilt, last one needed for the cottage! I found the panel a long time ago when the quilt store closed in Godrich, I had no idea what to do with it until I came across this pattern by *Sue Harvey and Sandy Boobar*, I was then inspired! The quilting took longer than the piecing as I wanted it to truly show the feel of it. I am very pleased with the outcome.

Glenda Dipple

Sergeant Pepper

The grey and pink quilt is called *Sergeant Pepper*, an *Abbey Lane* quilt pattern. This was made for my daughter's friend who had just been diagnosed with a brain tumour. Her favourite colours are pink and grey and I had the perfect fabric in my stash! I quickly sewed this together and The Red Red Bobbin quilted it with a one week turnaround so this young lady could enjoy the quilt during her most difficult days.

Becky Brown





Sock Monkey Quilt

This is a Smile Quilt made from Sock Monkey Quilt Kit.

Becky Brown



Star Wars Quilt

This is a *Smile Quilt*. I designed this random Star Wars quilt with left over fabric from my boys and grandsons quilts. The Red Red Bobbin quilted the *Star Wars* quilt using a Star Wars pantograph. They were kind enough to do this one for free since it was a charity quilt.

Becky Brown





Twisted Triangles

This bright orange quilt was made for my sister's 70th birthday in April. I did a lot of the sewing in Mannheim prior to COVID. My husband and I drove to Sarnia on the day and did a curbside delivery - she was thrilled to get it. The pattern is *Twisted Triangles* from the *Timeless Treasures Pick Up A 6-Pack* book. It was quilted by The Red Red Bobbin in Brantford.

Becky Brown

Reflections of Nepal/Glimpses of Nepal

Five years ago we were in Nepal. I came home with 17 meters of fabric! It took me a long time to think of something that would work. Since the Nepalese fabric frays very easily, a safe way to keep the fabric under control was to paper piece. It made piecing the flying geese manageable. What next? I had no idea until Emily Hunsberger gave me some Nepalese wax batiks, that had been donated to her. Then I asked friends (Judy Pearce, Dorothy Holdenmeyer, Tamara Gilhuly, Nancy Winn) to make blocks for the quilt. This quilt will be the feature in the next Relief Sale.

Renske Helmuth





Disappearing Nine-Patch I Spy Quilt

The disappearing nine-patch (thank you, Vikki) was used for this *I Spy Quilt*. It will go to the two little girls who live next door. The two-year old will be able enjoy it now and in a year or two she will be able to show her baby sister how to play I Spy.


Kathy Bissett



In honour of my sister's 70th birthday in August, I made 70 masks for her. Some were to be shared with her family. The remainder were for her to give to whomever she wished - a friend who needed a mask, someone who didn't have a mask... about half of those masks are pictured here. I use the *Olson Mask Pattern*.

Kathy Bissett





These three dog quilts are *Smile Quilts*.

Ruthanne Snider



Smile Quilts

Ruthanne Snider





PAL Quilts

Ruthanne Snider




This one was a project that was started and ignored due to make masks. It's was needed as a neighbour had their new son this week join their family.

Maria Wirth

Smile Quilt for a teen using the 2 ½" strips from the *Strippers Club*.

Bonnie Murdoch





Here is another PAL quilt. The pattern designers are *Bill Kerr and Weeks Ringle*. It started from a fat quarter bundle of flannel plaids and leftovers from a royal blue plaid jumper I had made for my second daughter in her primary grades 30 some years ago. I started it when shops were closed. Luckily I had good yardage of the grey flannel to go along with the other flannel material.

Bonnie Murdoch



These are three runners from the *Janet Baker* class from last month. The navy blue runner called out for 2 sided binding. Early Christmas presents!

Bonnie Murdoch





Table Runners using some of the 2 ½" strips from the *Strippers Club*. These would probably go to the boutique at our next quilt exhibit.

Bonnie Murdoch



I took the course *How to Hex* with
Janet Barker.



Lori Roy



Table Runners


I really enjoyed *Janet Barker's* workshop and am pleased to have completed all 3 styles. I just keep going on the day of the workshop until the 3 tops were done. The 2 Christmas ones will only see the light of day for a couple of months each year, but the *Stonehenge* fabric runner will grace the cedar chest at the end of the bed.

Marg Sandiford



Three table runners from the *Janet Baker* workshop.

Joan Holland



My table runner from the *Janet Baker* workshop on Zoom.

Elizabeth King



The three styles of table runners
from the *How to Hex* workshop
with *Janet Baker*.

Jean Weller

Split Nine Patch #2

This is my entry for the *Block of the Month* challenge using the Nov 2019 pattern called *Split Nine Patch #2*. I switched the positions of the light and dark fabrics because I wanted a "lighter"/calmer result. I used a collection of fat quarters by *Nancy Halvorsen* that I had been saving. This quilt will be donated to the *PAL* outreach program.

Trudy Dey





Dresden Plate

The plates for this *Dresden Plate Quilt* are made from scraps from my friend's mother. It is a memory quilt as such for her.

Kathy Pegelo

Covid Quilt

This is a picture of my *Covid Quilt*. The pattern is the block of the month for February 2020 called "*Woven Ribbons*" by *Marcia Hahn*. It was quilted by Linda Weinstein. The quilt will go to *Caring Connections*. It was an easy quilt to make.

Marilyn Hollinger





Lady in Gold

This UFO of the *Lady in Gold* by Gustav Klimt was purchased at the 2019 quilt exhibition. Contemporary borders were added to enhance the beautiful Lady . I quilted it myself by machine and free motion. She hangs in a prominent place in our living room.

Pat Krushka






Two of fifty-five *Smile Quilts*

Diane Melhoun



Two more *Smile Quilts*

Diane Melhoun



Of the 55 *Smile Quilts* many are
I Spy Quilts

Diane Melhoun



I pieced of my *Yuma Quilt* a few years ago and then completed it this past spring. It was a free pattern from *Gotham Quilts* in NYC and it is made with *Alison Glass batiks*.

Alison Meunier



These five quilts (3 on the next slide) are recent UFO's that turned up when I recently went through and sorted out ALL my sewing stuff. I still have a shocking number of UFO's, but these were easy and quick to finish up. They are all destined to be *Smile* quilts.

Ilene Atkins



Ilene Atkins





Log Cabin Pinwheel

I made this quilt over the summer.

Diana Beingessner

I have always wanted to try a hexagon quilt.
The pandemic provided a great opportunity
to do hand work.

Judy Pearce





My dog portrait was made by needle punching silk and wool fibres into linen. An extra layer of batting was added to the needle punched portion and the background was quilted.

Judy Pearce





This is a quilt top I made quite some time ago. It ended up really huge so it was challenging to quilt it on my sit down machine. Then when I put it on the bed, it was dragging on the floor. Thankfully Darlene Ekmanis advertised bed risers for sale which solved the problem!!!

Judy Pearce

This quilt was made using *Edita Sitar's* pattern "*Antelope Valley*". This is miniature version of the quilt. I also made it in the same colours as a large quilt but it isn't quilted yet

Judy Pearce





A table runner 14" x 49", called *River Stones*, designed by Valerie Miller. I would love to meet this woman some time - her instructions are out of this world to follow! I have one of her quilt patterns and I don't know if I will ever have the courage to tackle it, the table runner was quite enough!

Olga Mondoux



A quilt, 60" x 72", called *Off the Rails*, designed by *Lisa Routh Alley*. It was quilted by Jeanne Bankert. I made it for a special young girl who is going away to school for the first time - a little bit of home to cuddle with.

Olga Mondoux



This is Leonard, my quilt inspired by the song , Bird on a Wire by Leonard Cohen. I made him "Happy Villages" style,(thank you Judy Pearce) by gluing and then using tulle and then quilting. He was fun to make but messy because I used a lot of scraps.

Dorothy Holdenmeyer





This wall hanging was made from scraps accumulated while making a multitude of masks! I was using a design for a contoured face mask that required rectangles of a print for the outer side and a white for the lining and then trimming off all four corners. As I was tossing these cut off triangles into the garbage I started to wonder what I could make with them instead of throwing them away. I started by piecing them into 1 3/4" half square triangle units then assembled them into four 7 1/2" finished blocks.

With a sleeve added to the back it can be used either as a small wall hanging or as a table topper. Just a bit of COVID madness!

Miriam Bauman

Bonus!

A number of items were not submitted to Show & Tell this month. However, you did see them as part of the Block of the Month and Stripper's Clubs...



Block of the Month Quilt

Lilla Hall

Stripper's Club Quilt

Doreen Bone





Stripper's club Quilt

Inge Ford

Stripper's club Quilt

Inge Ford





Stripper's Club Table Runners

Inge Ford





Stripper's Club Quilt

Glenda Dippel

Stripper's Club TableRunner

Glenda Dippel





Two postcards

Bonnie Murdoch





Stripper's Quilt Bag

Bonnie Murdoch



Stripper's Quilt Table Runner

Bonnie Murcoch

Stripper's Club Quilt

Mavis Bindernagel





Thank you, quilters for sharing your projects. We look forward to seeing what you are currently working on as you practice “social distancing”.

Continue to create, sew and quilt! It’s great therapy. Happy quilting everyone!

