

SCRAPS OF WISDOM

Waterloo County Quilters' Guild



REMEMBRANCE DAY
Left We Forget

President's Message: A Month of Possible Opportunities

As we turn the page on the calendar to November, we also turn the clocks back an hour, we gingerly or excitedly (depending on our relationship with winter) anticipate the first dusting of snow, and hopefully look forward to the upcoming holiday season recognizing that it may be a little different this year given the challenges faced due to Covid-19.

As a guild, we have planned some activities and opportunities that we hope will add some interest and enjoyment for the months ahead. If you are looking for a fun day of sewing, socializing and learning, consider participating in the 'Sewing Together, But Apart Day' on Wednesday, November 11th and/or perhaps joining in the fun of a **Virtual Smile Quilt Bee Day** on Saturday, November 14th, so for those who have registered for Kathy Wylie's appliqué workshop this month - enjoy the new learning experience! The guild meeting on Wednesday, November 18th promises to be another great meeting with an interesting speaker and Virtual Show and Tell. Be sure to mark Wednesday, December 9th on your calendar for our Surprise December Guild Meeting with a mystery speaker you won't want to miss! Check out and register for the workshop provided by Brandy Maslowski (from B.C.) called "Colourways with The Quilter on Fire" on January 9th.

We are also continuing with our guild's tradition of supporting oneROOF Youth Services during the month of November. Please read the article on page 17 of this newsletter that describes how we will collect all donations. Please consider donating the items mentioned there, or donating online. Thank you for your continued support of this organization - especially this year.

Our guild is also introducing two new opportunities during the month of November. Be sure to read how you can become involved in the "Guild's Travelling Quilt Case". While we currently are unable to travel, we are hoping to share some quilting fun through this travelling suitcase over the next several months. We hope you decide to participate in this new fun activity!

We also invite you to become involved in a new short-term community outreach project taking place in November, "Brightening a Child's Christmas" this year in our region. Due to the current challenges faced by many families - whether financial, the possible restrictions in large holiday gatherings, or health concerns - we recognize that there may be increased hardships for families in our region. For this reason, we are inviting interested guild members to sew mini quilts appropriate to cuddle a teddy bear or other stuffed animal. Please read the details of this fun outreach project on page 5.

While November has traditionally been considered a dull and dreary month, as quilters we have many opportunities to be involved in meaningful and enjoyable activities. Some of our November guild activities provide opportunities to reduce social isolation and remain connected with quilting friends, while other activities allow us to continue to reach out and support our community. Let's keep our minds occupied with new learning, new quilting challenges and opportunities, while keeping our hands busy with meaningful and rewarding sewing projects.

On behalf of the executive, I would like to wish everyone a happy holiday season ahead. While it may be different this year due to so many unique challenges with Covid-19, may we all remember the many blessings we have and celebrate and enjoy the season in the best ways we can this year. Merry Christmas!

Inge Ford, President

The Waterloo County Quilters' Guild provides an opportunity for quilters to learn in a supportive, sharing, social environment. We encourage you to get the most out of your membership by becoming more deeply involved in the guild.

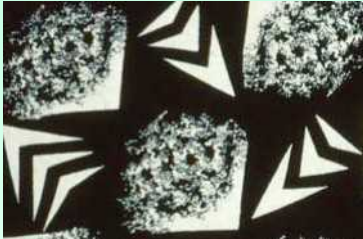
Inside this issue

November & December Programs.....	2
Community Outreach	3
Virtual Show & Tell.....	3
Virtual Vendor for November	3
Brighten a Child's Christmas.....	5
OMA SISKONA Scrabble & Market.....	6
Tiny House & PAL Quilts.....	7
Internet Resources for Quilters.....	10
Classifieds.....	11
Introducing the Travelling Quilt Case.....	12
Images for Show and Tell.....	13
Sewing Together But Apart Days.....	15
Quilt Exhibit.....	15
Colourways Workshop.....	16
UFO Challenge 2020-2021.....	16
oneROOF.....	17
Smile Quilts.....	18
Upcoming Online Speakers and Workshops	19
Your Executive.....	19

All In-Person Guild Meetings including Mannheim Sewing Circle and Workshops have been cancelled until further notice

November Program - Gunnel Hag

Our speaker for the November meeting will be Gunnel Hag, who has spoken to our guild in the past. She will be entertaining us with her Power Point lecture—"Dyeing to Print", which is an introduction to the magic of colour and pattern in printed and dyed fabrics from around the world.



Gunnel will compare historical dyed and printed fabrics with contemporary fabrics with a view to understanding the techniques used in producing these exquisite textiles and to get a glimpse of from where today's patterns and colours originate—how they were created and are still being produced to this day.



Gunnel studied textile design in Sweden and England. Her studio, Trees Textile Designers and Printers, in Toronto, produces fabrics for film and theatre productions. She has taught in the **Textile Studio at Sheridan College** for 12 years and has been a visiting lecturer at the National Institute of Design in Ahmedabad, India. She teaches workshops and lectures internationally.



You can find lots more about Gunnel on her website—www.colourvie.com



SPECIAL DECEMBER MEETING!

Our guild typically does not have a December meeting, but this year has been anything but typical as we all know!

We are excited to have a very popular speaker from British Columbia join us on December 9th, so be sure to mark your calendars!

Brandy Maslowski, aka 'The Quilter on Fire', will present her trunk show, "**A Quilter's Journey**". Brandy is a quilt teacher, speaker, judge and the author of the children's picture book, "Kristy's Quilt". After a 15 year career as a firefighter and public education



officer, Brandy has spent every moment she can immersed in fibre art and quilting. She has been stitching and creating for over 30 years. The texture, colour and boundless possibilities of fabric ignite a passion in Brandy that heals her stress and leaves her feeling refreshed and joyful. She brings more joy and less overwhelm to quilters all over the world.

Brand will also be teaching her 'Colourways' workshop in January 2021. For information about the workshop, go to our online store. You can find more information about 'The Quilter on Fire, Brandy Maslowski' on her website: <https://www.quilteronfire.com/>



20,200 as of October 29th
Including guild and
Days for Girls

Contact Inge Ford and
let her know how many
masks you've made so
we can celebrate
our progress!

Also
343 gowns &
864 scrub
caps!



Virtual Show and Share for November

Please send pictures of your quilts, with a sentence or two about them, to kathleenbissett@me.com by Saturday, November 14th so they can be included in our virtual show and share. See Kathy's article on photographing your quilt on page 13 of this newsletter.

Our Virtual Vendor for the November 18th GUILD MEETING:

Oh Look, Fabric!

Of Milton Ontario
<https://www.ohlookfabric.com/>



**Ye Olde
Fabric Shoppe**

Featuring a weekly exclusive free pattern.
Exquisite designer fabrics, patterns, tools and more.

Cheryl Simons

327 Erie St (corner of West Gore) 519-273-5773
Stratford, ON N5A 2N1 yeoldefabricshoppe@rogers.com


Ye Olde Fabric Shoppe is open for in-store shopping, Monday to Friday 10am - 4pm Saturday 10am - 3pm. There is a limit to the number of shoppers in the store at one time and they encourage the use of masks and hand sanitizer. They will also make appointments for those customers who are considered higher risk. Please phone for this service.



Retreat at the Farm
uninterrupted time for quilting, knitting, sewing, weaving, scrapbooking

Retreat at the Farm
556071 Mulmur-Melancthon TLine, Mulmur, ON
Come & retreat to our 100 acre farm nestled in Mulmur Twp, close to the town of Shelburne.
Features:
- a large workroom with lovely natural light
- separate space for cutting & ironing
- livingroom & additional screened sunroom
- eat-in, fully fitted kitchen with table for 10
- 4 softly decorated bedrooms with oh so comfy beds!
- sleeps 10 (rooms accommodate 2-3 person each)
text, call or e-mail
519-942-6012 www.getawaytothefarm.com
e-mail: retreatatthefarm2018@gmail.com

Retreat at the Farm is accepting reservations for stays later in 2020.



Gammill Dealer for Eastern Canada



Quilt by Darla Parks

Gammill Helping Quilters Achieve Their Dreams

Millbrook, Ontario
Phone: 705-201-5262 | KawarthaQuiltingAndSewing.com

Kawartha Quilting & Sewing is open Tuesday - Friday from 10am to 3pm and Saturday from 10am - 1pm. Closed Sunday and Monday.



**Fabric, Quilting Supplies,
Ready & Custom Made Quilts**

3991 Perth Rd. 107, Box 223, Shakespeare, ON N0B 2P0

THE QUILT PLACE

HEATHER STOCK
519-625-8435
e-mail: heather@thequiltplace.ca
Mon- Sat 10am - 5pm

The Quilt Place recommends phoning for an appointment, but walk-ins can be accommodated, maximum 2 people at a time. Please wear a face covering. They are still taking phone/email orders for porch pickup and mail orders.



Brighten a Child's Christmas

2020

Create a Mini Quilt to Cuddle a Stuffed Toy

Due to the challenges brought about by Covid-19, we know there are families (and in particular those with children) who may be experiencing increased financial hardships this holiday season. To help brighten a child's Christmas this year, we are inviting interested members of the guild to create a mini quilt that will cuddle a teddy bear or other stuffed animal. The mini quilt should be large enough to wrap around a teddy bear, e.g.

24 x 24 inches to 30 x 30 inches and should use fabrics and patterns that would appeal to children. Search your stash and create a fun colourful mini quilt. This may be a nice change from making masks.

Teddy bears or other stuffed animals will be provided for the mini quilts received. They will be wrapped in these quilts with a ribbon tied securely around them. Once completed, they will be donated to the Toy Mountain Campaign sponsored through our local TV station. The stuffed toys are being provided through a donation received by the guild. Guild members are also encouraged - if they wish - to provide their own stuffed animal/toy. Perhaps this can be an activity for grandma and grandchild (or aunt and niece/nephew or parent and daughter/son) to do together. Invite your grandchild to select and purchase a new toy for which you will sew a mini quilt to accompany it. (If you are providing a stuffed toy, we ask that it be a new one.)



You are invited to make these mini quilts during the month of November. Completed quilts may be taken to the parking lot at Albert McCormick on Thursday, November 26 or Monday, November 30 from 1:00 – 2:00 p.m. They can also be dropped off any time at the home of Inge Ford or Jean McFarlane. If it is easier for you, Jean or Inge are also available to pick up your donations from your homes: just send us an email or give us a call. Your donations of mini quilts and stuffed toys will be gratefully received.

The mini quilts and stuffed toys will be assembled during the first week of December and a delivery date arranged for early December.

Photos of two completed teddy bears with cuddle quilts are provided here. Thank you for considering participating in what we hope will be a fun short-term community outreach project. If you have any questions, please contact Inge Ford.

OMAS SISKONA of Kitchener-Waterloo

SCRABBLE & MARKET “COVIDLY”

2020 - VIRTUAL FUNDRAISER

Supporting the Stephen Lewis Foundation's
Grandmothers to Grandmothers Campaign

OCTOBER 5th - NOVEMBER 13th

MAKE A DONATION

Mon. Oct. 5th

to

Fri. Nov. 13th

Please consider making a donation
if you are able.



MARKETPLACE

NOW

to

Fri. Nov. 13th

Xmas Decorations
Gift Baskets Pottery
Cards Bags Preserves
& More



To **DONATE** click: <https://slf.akaraisin.com/ui/GrandmothersPledges2020/team/306066>

To **MARKETPLACE** click: <https://www.omas-siskonakw.org/scrabble--market-covidly.html>



Together, our support will make a difference in the lives of grandmothers, children and youth, people living with HIV and AIDS, and LGBTQ communities across sub-Saharan Africa. Please feel free to share this poster!





An Update on the Quilts Donated to the Tiny Houses

On Friday, October 30th, **forty quilts** were delivered to the Better Tent City located at Lot 42 in Kitchener. They were gratefully received and will be put to good use, keeping the residents there warm this winter. As the weather gets colder, the population at Lot 42 increases so the need for quilts rises, so if you still have a quilt or two for this project, please contact Marg Sandiford, who will be happy to pick them up from you and deliver them to those in need.

If you would like to learn more about Kitchener's Better Tent City, check out this CBC report:

<https://www.cbc.ca/news/canada/kitchener-waterloo/six-months-in-kitchener-s-better-tent-city-settles-into-a-routine-1.5771639?fbclid=IwAR01kjc0ITySylCegyCHgOe7CB7I9NnNWlis085YKYyLRQ0yofDynCro1cl> or

follow #beautifulsouls battling hunger in KW on Facebook.

Also, a huge shout out of thanks to :



**Your Quilts Done
St Jacobs Quilt Company
Quilting By Design
CJ's Quilting
and Barbara Pye**

for donating their machine quilting talents, getting many of these quilts done in a flash!

- Marg Sandiford

PAL Quilts

Thank you to everyone who helped with getting all the quilts ready for the tiny houses! Your giving hearts and skills are much appreciated.

Please, if you are dropping off PAL quilts on my porch, include your NAME. The quilts may be gifted anonymously, if that is your desire, but I do keep an ongoing record of donations. It has been enjoyable to have the porch visits through this pandemic, but when I am downstairs at my machine, I do not hear the doorbell. Sorry!

Batting AND backing are available, just let me know the size of your quilt. Also, if you are in need of a project, a complete kit could be assembled for you.

Thank you, Happy quilting! Stay safe.

Judy Siegner



These 30 quilts (which can be seen in our October Show and Tell Slide Show), along with the ones on the next page were delivered to Kitchener's Better Tent City on Friday, October 30th, 2020



"The Blues" by Edie Lowe

Udanapher Green and Marg Sandiford with a carload of quilts for the Better Tent City. Photo credit: Tammy Gervais



Waiting to be chosen



Clockwise: Judy Pearce's 'Bowties', Judy Siegner's 'Purple Slab' and 'Gold Slab' & Pamela Clarkson's 'Diamond Squares'.

These quilts will appear in November's Virtual Show and Tell.



84696 Southgate
Township Rd 08
Mount Forest, ON
N0G 2L0
519 323 2693

- Sewing machine sales & repairs
- Long arm sales and rentals
- Custom machine & hand quilting
 - Widebacks, pre-cuts
 - Classes, fabrics
- Embroidery supplies & designs
- Quilting rulers & patterns

Creekbank Sewing Centre and Fabrics' retail store is open for business as usual, except currently they are not holding classes.

Country Patchworks Fabrics and Quilts

DEBBRA EDDY
Owner

515533 11th line
R.R. 3, Woodstock, ON N4S 7V7

519-537-8753
debbraeddy@hotmail.com
www.countrypatchworks.ca



Machine Quilting Services

Nolting Longarm Quilting Machines
and IntelliQuilter Sales and Service

cjsquilting@rogers.com
T 519-725-2443
199 Ashcroft Place
Waterloo, Ontario N2J 3M7
By Appointment

Cj's
Quilting's
Crystal Karley

NOLTING
LONGARM QUILTING MACHINES

IntelliQuilter

CJ's Quilting is open for quilting by appointment.



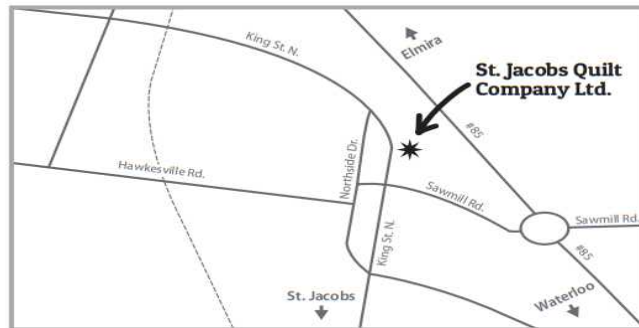
St. Jacobs Quilt Company Ltd.

We feature a growing selection of quality quilt and wideback fabrics, quilt batting and long arm quilting services.

We blend the quilt making passion of previous generations with the latest 21st century technology.

Tuesday to Friday 9:30 am to 5:30 pm
Saturday 9:30 am to 4:00 pm

1620 King Street North, Unit D | St. Jacobs, ON
519-664-7572 | www.SJQC.ca



St Jacobs Quilt Company Ltd. is **open** and is still a quilt store, along with making protective wear for front line workers. Phyllis is also happy to take phone orders and do curbside pickup for store merchandise.

WE SELL
NEW DOMESTIC & INDUSTRIAL SEWING MACHINES - HUSQVARNA, JUKI & RELIABLE

WE SERVICE
ALL MAKES OF DOMESTIC & INDUSTRIAL SEWING MACHINES

WE SHARPEN
SCISSORS & KNIVES AND MORE

Visit prosewingmachinedoctor.com
Email: stef@sewdoc.ca



If you know of a guild member who has become ill, please let our secretary, Doris Martin, know so she can send a get well card from all of us.

Internet Resources for Quilters

Prepared by Inge Ford

As we enter November, my mind and interests gradually drift toward the upcoming holiday season. I start to think about how soon I can begin to decorate the house, put up the Christmas tree and watch Hallmark Christmas movies (yes, I'm a fan). So the focus of the internet resources this month features holiday themed items. Hope you enjoy them.

Table runners by Sherri McConnell from "A Quilting Life"

Sherri McConnell in her October blog – "A Quilting Life" shares that table runners are one of her favourite items to use to decorate. They are also one of her favourite quilted items to gift. In this October blog she shares some of her Favourite Table Runner Patterns. At the end of her blog, she also shares a video "trunk show" in which she introduces her audience to most of these quilted table runners. She includes links to the tutorials and patterns for each of the described projects. Here is the link to her blog.

<https://www.aquiltinglife.com/2020/10/favorite-table-runner-patterns.html/>



Suzy Quilts – Modern Quilted Ornament

Suzy, of Suzy Quilts, is a quilter, Craftsy instructor, member of the Modern Quilt Guild and a Bernina Expert Ambassador as well as a blogger and educator. In a recent October blog post, she shared a tutorial featuring a quilted ornament, which she describes as a scaled down "Tail Feather Block" which she claims is fun and easy to make, a delightful addition to anyone's holiday Christmas tree.

<https://suzyquilts.com/a-beautifully-modern-quilted-ornament-tutorial/>



The Spruce Crafts - Fabric Star Quilted Christmas Ornament

If you are looking for a quick quilted Christmas ornament this holiday season to decorate your own tree or give as a gift, you might like to try this one. Despite using the name "quilted", nothing is actually quilted for this ornament. In fact, it's a completely no-sew project! While it looks challenging, it will take about an hour to create your first one, but after that, you will be able to make more in half the time. Check out this link for the instructions.

<https://www.thesprucecrafts.com/quilted-fabric-star-christmas-ornament-pattern-2821348>



Super Mom, No Cape – Prairie Point Star Ornament Tutorial

Here's one more to try. Find some holiday charm squares and get started on this Prairie Point Star Ornament.

<https://www.supermomnocape.com/prairie-point-star-ornament-tutorial/>



JANOME



Janome
Top 10
Dealer



Designed by a Quilter, for Quilters.™



Ontario
Handi Quilt
Retailer
of the Year

SEWING, QUILTING, EMBROIDERY
& LONGARM QUILTING MACHINES
SALES and SERVICE

Sew & Save Centre

149 Downie Street
Stratford, ON
519-271-9660
www.sewandsavecentre.com

Authorized Dealer for
Handi Quilter
& Janome

We service MOST
makes and models

We have been in
business since 1969




IT'S WORTH THE DRIVE!

Sew & Save Centre
is open by
appointment only.
Special phone
orders may be
picked up
curbside.



For Quilters & Sewists

Quilters, please
stay safe & healthy!

Mail order available!

We are moving
across the street
in April

 Signature Dealer



www.cherishedpieces.com

142 Broadway St. Tillsonburg, ON

519.842.2658



CLASSIFIEDS

FREE PVC Plastic Tubing Hand Quilting Frame, approx. 1 metre square when assembled. Instructions included. Please contact Sandra Farrish 519-576-7853



John M. Hall
The House Of Quality Linens
IRISH LINENS LACE TABLE CLOTHS

Irish Linens ♦ Quilts ♦ Comforters ♦ Sheets
Blankets ♦ Kitchen, Bath & Beach Towels
Pillows ♦ Tablecloths ♦ Napkins
Runners ♦ Doilies
Large Selection of Cotton Fabrics

Mon, Tues, Thurs 8-6, Wed - closed
Fri 8-7, Sat 8-6, Sun 11-5

43 Grand River St. N., Downtown Paris 442-4842



Introducing... the Travelling Quilt Case

Laura Coia, of YouTube's 'Sew Very Easy' (and a guest speaker at our guild last year) has invited quilters to participate in a project called the Travelling Quilt Case. The purpose of this unique project is to keep quilters connected and have some fun along the way. Our guild executive has decided to pick up Laura's invitation and has created a Travelling quilt Case of our own. While we are currently unable to travel, this suitcase can travel without us. As Laura has shared, we don't really need to be with our suitcase to travel. She shares information about the project she

designed in the following video. While our suitcase will operate a little bit differently, we invite you to watch this video to learn more about the project.

https://www.youtube.com/watch?v=yTrRGw_uL_4&t=111s

Here is how the Waterloo County Quilters' Guild Travelling Quilt Case will work –


- A suitcase filled with items will travel from one quilt guild member to another.
- A travel itinerary will be established for our guild's suitcase. If you are interested in participating, please send a message to Deby Wettges indicating you would like to be part of the itinerary.
- Instead of creating a quilt with a centre surrounded by borders, participants will be invited to create blocks that will be put together at the end to create possibly three complete quilts. You may make one or more blocks. There will be a choice of log cabin block, slab block, or little house block. All instructions will be included in the suitcase. All completed blocks will be stored in the bags provided in the suitcase.
- Each travel stop will be able to keep the suitcase for one week.
- A travel itinerary will be provided with a list of all the travel stops. At the end of your week, you will deliver the Travelling Quilt Case to the next recipient. We ask that you also send an email to your travel consultant – Deby Wettges, who will, in this way, be able to keep track of the location of the Quilt Case in the event that any travel destinations need to be altered.
- As with any trip, each participant is invited to take a souvenir from the suitcase provided in the souvenir bag – and replace it with a new one, e.g. some fat quarters from your stash or a sewing notion, etc.
- This Quilt Case has plans to travel as long as there are destinations at which to stop. At the end of the travel journey, the Quilt Case will be returned to the travel consultant – Deby Wettges.
- If you have any questions or wish to have your name added to the travel itinerary, please send an email to Deby.




Images for Show & Share

As the lucky member of our guild who receives the images for our monthly Show & Share, I am privileged to preview and refine what will be shared. What I want most to do is to showcase your quilts as well as possible, just as I try to do at our quilt exhibits. In the exhibits I have the actual quilt, while for *Show & Share* I have to work with images of your quilts. We are quilters and not photographers. However, there are a few things we should keep in mind while photographing a quilt. I'm using my recent *I Spy* quilt to illustrate what I can and cannot do with what is submitted.

Many images are taken with the quilt on the floor or other horizontal plain. It is important to get the entire quilt in the picture and to have any bright light behind you. That is why I chose the second image to work from. I was able to straighten it and to remove most of the background. I could not crop out (remove) all of the background because part of it was too close in colour to the binding of the quilt.



Cut off corner & taken
against the light



Taken with
light in back




Images are also taken with the quilt being held. It is important to take the picture these pictures straight on with the light coming from behind the photographer. That is why I chose the second image to work from. I was able to straighten it and to remove most of the background. I could not crop out all of the background because it was too close in colour to the binding of the quilt.



Taken at an angle.



Taken straight on.



Images for Show & Share (continued)

Ideally, images are taken with the quilt hanging on the wall or pinned to a design wall. The next images were taken with the quilt pinned to a design wall. Again, it is important to take the picture straight on with the light coming from behind the photographer. I rejected the first image because the top was not straight. I repinned it to the wall straightening the top as well as possible. There was nothing I could do about the upper left corner. I made corrections to “square” the quilt as I did with the previous examples. Because the dark binding of the quilt contrasts with the design wall, I was able to completely crop out the background.



Finally, of great importance is the size and resolution of the image. A large image can be reduced in size without losing its clarity. However, a small image of low resolution is difficult to enlarge clearly. Take a good look at your image before sending it. Make sure it is clear and in focus. If there is a choice in the size image you can email (small, medium, large & actual), send one of the larger ones.

The detail images to the right are different versions of the same image. I emailed them to myself, first in the “actual” size and then in the “small” size. The first one is clear, while the second one appears fuzzy and out of focus.



These are guidelines for images for *Show & Tell*. Images are manipulated for the presentation of our quilts. If we were submitting images for a competition, manipulating images in this way would not be permitted, with the exception ensuring the colour is accurate and cropping out the background.

I look forward to seeing the next quilts you will be sending my way.

Kathy

Sewing Together, But Apart Days

Spend the day together, sharing and learning, while staying safe.

Any interested guild members are invited to join us for another great day of sewing fun, sharing and learning from each other, enjoying a guest speaker and socializing with quilting friends.

We will begin the morning as a whole group using Zoom, then move into smaller groupings in break-out rooms. We will spend time sewing, then for those who wish we will gather at 11:00 a.m. to recognize Remembrance Day. We will then view a video focusing on holiday/Christmas decorations to sew. Participants will be invited to share some of their own holiday quilted items, e.g. table runners, ornaments that they have made – or perhaps something they look forward to making. We will enjoy a lunch break.

At 1:00 p.m., we will welcome our guest speaker – Cyndi McChesney from Colorado. Cyndi is an award-winning quilter, former guest on The Quilt Show, and sought after presenter at national quilt conferences. Cyndi will share a variety of creative ideas and strategies on how to effectively use panels in quilts, as well as share many of her finished quilts.

To register for the day, please go to the on-line store on our guild's website. Because we are incurring an expense for the speaker, a fee of \$10 is requested which will help to cover some of the cost for the speaker. We are looking forward to another great day filled with opportunities to learn, to share ideas and to enjoy conversations with fellow quilters. Come and join us for all or part of the day! A detailed agenda and Zoom log-in information will be sent to the participants on November 10th .

QUILT EXHIBIT UPDATE

Normally in October, guild members would either be celebrating another successful Quilt Exhibit or planning for the following October. Of course, nothing is normal this year and at this point, we have no way of knowing if it will even be possible to have our traditional Quilt Exhibit next year. So much depends on whether or not it will be safe to hold the exhibit and if we will be allowed to do so. However, our Quilt Exhibit is not forgotten. In the new year, the Guild Executive plans to assess the feasibility of proceeding with the show next October or if we will postpone it until 2022. We will keep you informed as discussions take place.

Although we can't meet in person at Mannheim for sewing days or workshops, we do have the opportunity to learn some interesting ways to create new projects when we meet for 'Sewing Together But Apart' days, enjoy speakers during our virtual monthly meetings or participate in on-line workshops. Hopefully, you will be inspired to create a special quilt for the exhibit, make a small quilt for the draw or a sale item for the boutique. Whenever the next exhibit happens, we will all be excited to see the results of all that Covid sewing!

- Elaine La Ronde



Brandy Maslowski

Colourways Workshop

January 9, 2021

9:30am to 3:30pm

\$40



Create a beautiful fibre art piece to mount on any sized canvas or wood panel. Dive into those favorite ba-tiks that you have tucked away in your stash and have never cut up! This class gets you to pull out all of your precious scraps and play with colour. Watch the patterns weave in and out with gorgeous simplicity, adding fibre, embellishments and fancy stitches along the way. Students finish this workshop with an art piece complete and ready to hang on the wall. Sign up now at our on-line shop. Brandy will be our surprise speaker on December 9, 2020 at 7:00pm.



Your Quilts Done
LONGARM QUILTING SERVICE

Your best work deserves a great finish!

Custom and Edge to Edge quilting

30% off your first quilt
Free return shipping in Canada

Quick turnaround times
Local sunroom drop-off/pick up available

519-741-4882

www.yourquiltsdone.com

45 Bock Street, New Dundee, ON



UFO
CHALLENGE
2020-2021

To date, there has been no interest expressed by guild members for participation in a UFO Challenge. The challenge will be placed on hold until we are able to meet in person. Thank you to everyone who has participated in the past and made the challenge so much fun.

- Jean McFarlane.



oneROOF

YOUTH SERVICES

As in past years, WCQG will be collecting for oneROOF Youth Services. Due to financial uncertainties created by COVID-19, oneROOF is in a potentially precarious position this year. oneROOF Youth Services would be most grateful to receive monetary donations as we attempt to respond to this crisis.

If you wish to donate **requested goods / gift cards / cash** you may come by Albert McCormick Arena (back parking lot) on Thursday November 26, Saturday November 28 and Monday November 30 from 1 – 2. Deby Wettges will be there to accept your donations.

If you cannot make any of these dates and wish to donate \$\$\$ you may do so through the WCQG Online Store on our website. The donation area for oneROOF is at the bottom of the page. Whatever amount you donate will be forwarded to oneROOF (The Guild will cover the processing fee). If you wish to make a larger donation and you will require a tax receipt, you will need to make your donation through the oneROOF website <https://www.oneroof.org/donate>

If you cannot make any of these dates and wish to donate gift cards or goods, please contact Deby Wettges by email (dwettges@gmail.com) to make other arrangements.



WCQG has been in touch with oneROOF's management and these are the requested goods for which they are looking:

Gift Cards -- Walmart, Giant Tiger, Dollar Store, Canadian Tire, Home Depot, Grocery Stores (PC), Fast Food Chains, etc.

New Items only – Toothbrushes, Boxer, Briefs & Underwear (male & female sizes small & medium)

Gently Used items – Mens and Ladies Sweatshirts
Hoodies,
Track Pants,
Dri fit shirts and pants,
Pyjama bottoms
Winter Coats

If you have any questions,
please contact Deby Wettges

**All donations gathered will be dropped off at oneRoof headquarters.
Thank you in advance for thinking of those less fortunate !!**



oneROOF
YOUTH SERVICES

Great News from oneROOF. They plan to open a thrift store “**CHANGE FOR CHANGE**” In Spring 2021. It will be staffed with youth (earning a fair living wage). All donated items not needed for clients will be available for sale at reasonable prices. All profits will go directly back to fund the oneROOF program. The store will be located at 1314 King Street East in Kitchener.

SMILE Quilts

The Smile Bee Virtual Day will be held on **Saturday, November 14th**. We will make or finish all sizes of Smile Quilts on that day at home, but meeting through Zoom. There is no charge for the day.

By now you should have received whatever backing and batting you’ve requested. You can make your own labels or get a label from a committee member. Please drop off the finished quilt at Peggy Herlick’s home.

No need to register, the Zoom link will be sent out on Friday, November 13. Come and join us for all or part of the day!



Scraps of Wisdom - November 2020

Professional Guild Members

Any guild members who provide a quilt-related service or operate a quilt-related business have an opportunity to be listed on our website under “Member Professionals”. Please review existing member listings to see what to include.



Waterloo County Quilters' Guild

Upcoming ONLINE Speaker and Workshop Information

November 18 - Gunnel Hag

December 9th* - Special Speaker!

***Mark your calendar since we don't usually meet in December**

- Brandy Maslowski Online Trunk Show

January 9—Colourways Workshop with Brandy Maslowski

January 20 - Kathleen O'Flaherty

February 17 - Kelly DuMaresq

March 17 - Anna Hergert

April 21 - Bill Stearman

May 19 - Lorraine Roy

June 16 - Surprise Guest Speaker



Elected Officers of the Guild 2020-2021

President: Inge Ford
Vice President: Jean McFarlane
Treasurer: Andrea Heimrich
Assistant Treasurer: Laura Huras
Secretary: Doris Martin
Past President: Deby Wettges

Standing Committees

Historian: Alin Chan
Librarians: Jean Simpson & Donna McKay
Membership: Madeline Hughes (E)
 Pat Lockyer (E)
 Kitty Mitchell (E)
 Betty Anne Scott (A)
 Bettie Schuurman
Newsletter: Marg Sandiford
 Pat Lockyer - Mailings
Advertising Coordinator : Marg Sandiford
Program & Workshops: Barbara Pye,
 Sandra Bussey, Sylvia Fernley &
 Cathy Jurchuk
Quilt Exhibit: Elaine LaRonde & Inge Ford,
 Co-chairs
Website: Kathy Bissett



The Quilting Months Ahead...

Month	Day	Activity
November	4,10 & 17	Birth Flower Applique Workshop with Kathy Wylie
November	11	Sewing Together, But Apart Day
November	14	SMILE Bee Day on Zoom
November	18	November Guild Meeting Online 7pm with speaker Gunnel Hag
December	9	A Surprise from Santa - Speaker Brandy Maslowski, 'A Quilter's Journey' Online Trunk Show
January	9	Colourways Workshop with Brandy Maslowski Register online
January	20	January Guild Meeting Online 7pm with speaker Kathleen O'Flaherty

Our website: <http://www.wcquiltersguild.on.ca/>