

# Scraps of Wisdom

NOVEMBER 2012

WATERLOO COUNTY QUILTERS GUILD NEWSLETTER

VOLUME 29 ISSUE 3




Merry Christmas & Happy Holidays  
The last issue for 2012! There will be no  
newsletter in December. The next  
newsletter will be available in  
January 2013.

Happy Quilting!

## IN THE NEWS...

### 2011-2012 P.I.G.S. WINNERS

Last year, the program committee ran a project-finishing incentive called P.I.G.S., which stands for Project In Grocery Sack. It referred to an unstarted or partially finished quilt project sitting in a bag somewhere that you would like to complete. Registering your P.I.G.S. project cost \$1.00.



When you brought your completed project for show-and-tell, you received a ballot for the draw. The prize was the piggy bank containing the registration money. We had two piggy banks going - one for the afternoon meeting, and one for the

evening. The draws happened in May. The winners were (drum roll.....) Pat Janowski (afternoon) and Nancy Winn (evening). Congratulations to them, and a thank you to all who participated!

**Trudy Dey**  
**Vikki MacDonald**

Program Coordinators, 2011-2012

### Upcoming SPRING Workshop

Dwayne Wanner from Burlington will lead a 2-day workshop in creating "Abstract Expressionistic Quilts". If you are interested in attending reserve these Saturdays on your calendar: March 23 and April 13. For more

information see Trudy Dey, and check out his website, [dfwannerquilts.com](http://dfwannerquilts.com)

**TRUDY**

### Zehrs Tapes

Don't forget to donate your Zehrs tapes. The Guild gets \$1 for every \$400 of groceries!



Q-snap quilting frame 48" square. Box has never been opened.

Asking \$60 (\$120. original price). Call Pat Rydel (former member) at 519 884 622

# From the Co-Presidents...

I can not believe our next meeting can possibly be our last meeting of 2012!!! This fall flew by faster than the birds flying south. (that is the only reference to "things with wings" in this message).

We have enjoyed some good guild activities this fall.

The Saturday at Joseph Schneider Haus for Culture Days was good. Even though we had the shelter of the coveted porch location, it was a chilly time. A few things helped to warm us. There were the cups of soup eaten by the open hearth fire in the wash house and meeting the family who's young daughter had been the recipient of one of our Smile Quilts during a stay at Grand River Hospital. There was meeting members of other guilds who are equally as passionate about their hand work as we are about quilting. And, of course, something that always warms us, a chance to converse and connect with other quilters as we worked on our hand projects.

In my grandmother's time, quilting bees were often one of the only social activities their lifestyle allowed. It was a valuable time of connection for them. Our lives are so very busy in other ways from our grandmothers but spending time with other quilters around a quilt or working on individual projects is every bit as valuable for us as it was for them.

I felt our day together creating the quilt for Sunnyside was one of those opportunities.

If you have never been to Mannheim, check it out. It's a day of fine friends, tasty treats and good conversation hosted by two gracious members, Fabia and Bernice who make sure the day is filled with fun.

Don't forget the Smile Quilt bee day on November 17th.

I hope you'll all consider taking part in some of these scheduled guild activities as well as enjoying times you plan yourselves with other quilters....a cup of tea..... learning a new skill..... taking in a lecture..... driving to a quilt shop.....taking a road trip or (this is for Bonnie) going for a walk.

For me our guild meetings are like cake, a good thing. But it's the times between the meetings I spend enjoying the company of wonderful quilting friends that I've met through the guild that turns that plain cake into chocolate hazelnut mousse torte. These connections are what makes guild so much more than an enjoyable monthly activity.

So, I'll see you at our November meetings where we will enjoy the treats supplied by the A-L's but even more important, we'll enjoy a time to connect socially.

**Judy & Sally**



## Housekeeping Note

One thing I enjoy about quilters is their willingness to share patterns, ideas, tools etc. so the last thing I want to do is discourage sharing.

At our October afternoon meeting, someone left lots of patterns etc. on a table near the scrap bank. There was no sign or note left indicating whether it was up for grabs or what to do with the leftovers. This meant that at the end of the evening, someone had to decide what to do with these items. Perhaps, in future, a good idea is to leave a sign indicating your intention. Then at the end of the evening, the donor should return (or assign an evening member) to pick up what is leftover. Another idea is to put items such as these on a chair at our annual chair sale and indicate "free to a good home". That way leftovers could be removed at the end of the meeting by the donor. Thanks. This will make cleaning up and getting out of the building much easier.

**Judy Pearce**

**Flare Fabrics**  
BATIKS AND BOLD COTTONS

---

Canadian.online.batiks+bolds

Free shipping in Canada!

**www.flarefabrics.ca**  
info@flarefabrics.ca  
1-888-973-5273

Starting at \$10.97/metre

**Program  
Information  
November 21, 2012**

Since this is our last meeting of the year, we will welcome the approaching festive season with a Christmas social. If your last name begins with A-L please bring some finger food (savory or sweet) to share. Punch will be provided.

We will be collecting donations for ROOF (Reaching Our Outdoor Friends). This agency helps and houses homeless youth in KW. Some needed items are: socks and underwear, warm gloves/mitts, warm sweaters, toiletries (new and unused), bus tickets. You may also donate money. See [www.roof-agency.net](http://www.roof-agency.net) for a more complete wish list.

Our vendor this month is Lilac Lane from Alliston.

Special themed show and tell: Christmas, or red & green quilts.

**Sewflakes class**

**Kathy K. Wylie**

(our guest artist at the September Guild meeting)



Taught at Mannheim on October 20. In the photo are Betty Plummer and Janet Thomson Smith , helped by Kathy K. Wylie.

There were 21 ladies learning to design paper snowflakes in different shapes and sizes and then moving on to shapes that would be used as a fabric appliqué. An interesting day was had by all.



**Unravelled**

Unravelled - a quilt show by a group of talented members of WCQG. Included in the photo are: Marg Notar, Marsha Clarke, Marilyn Farquhar, Nancy Winn, Judy Pearce, and Audrey Vrooman.

The show is at the St. Jacob's Quilt Gallery until the end of December.

Each member has done a self portrait - an awesome show.

Congratulations, ladies!

## QUILT SHOW 2015

Will there be a 2015 quilt show? That seems to be the question a lot of people are asking these days. The answer from the executive is "We hope so. We'll do everything we can to make sure there is one.

We do know a few things. We know that the 2013 show will be the last one that Colleen and Marg are co-chairs on the committee, and that we're very grateful for all the hard work they've done in the past, and will do for the upcoming show.

We also know that organizing the show is a big job. But it's also made up of a lot of smaller jobs, and there's lots of help from guild members for those jobs. We have an army of volunteers who put the show together. This does not minimize the importance of the co-chairs, but it does mean that if you step forward to help out, you don't do it alone. What we need most is people to organize all the other tasks, and to make sure they all have people working on them.

We know that it's easiest to chair the quilt show committee if you've apprenticed to the co-chairs this year, as that way you can see what all their steps are. However, if you think you could be one of the organizers in 2015, but you just can't commit to helping with this show, please let us know. You'll do fine. Your team and your executive will back you up.

So we'll keep calling for volunteers, but we know that everyone has commitments at work and/or at home that make it difficult to make a big promise for an event that goes through 'til 2015. We've found in the past that someone always step up to the plate. Please let us know if that could be you.

**Sally**

## OUTREACH PROGRAMS



### The Guild would really like your help in Two Areas

The time has come that we need to better document how many quilts we donate back to the community each year. The Outreach programs have a running total with a steady input from our generous members. We are involved in other community projects on a yearly basis, such as: JSH quilting bees, funds and support for ROOF, funds for Maggie Kaljas, and other cultural events so noted in "Scraps of Wisdom". Also, well known are our generous cash donations to various local charities from the proceeds of our bi-annual quilt show.

However, what is not documented is the yearly input from our members to the Mennonite Relief Sale. We are looking at a 10 year period. We simply need numbers on a confidential basis so that we can report the number of quilts that were donated in that period to the New Hamburg Relief Sale Auction. There may also be unknown donations to other groups such as Victoria Charms and Quilts of Valour. If you have photos of quilts, please submit them.

In a second related area, we would like to have a better handle on our other projects that are currently on display in the community. We are aware of the quilt hanging in the foyer of the

Grand River Hospital Regional Cancer Centre. Marnie Heatley's "Books and Quilts" with Waterloo Public Libraries is another example. We are sure there are other examples out and about. This information needs to be digitized for future use.

If you can help us in any of the following areas:

1) Number of quilts donated to the Mennonite Relief Sale in the last 10 years, or others, and

2) Any Quilts projects that are on display in the Community or other areas

Please feel free to contact any member of the Guild Executive or myself at [ruth.c.hicks@gmail.com](mailto:ruth.c.hicks@gmail.com) or by phone at 519-579-2367

## Professional Member Listing

Last year a new page was added to the WCQG website. Members who provide a quilt-related service or operate a quilt-related business have an opportunity to be listed in the WCQG Professional Page(s).

The listing will include the member's name, the name of the business and/or the type of service provided. It will include links to the contact information and website.

If there is no website, a link to a document with information regarding the service/business can be established. The listing will not provide a full description of the business or information about specific events, specials, etc.

If you provide a quilt-related service or operate a quilt-related business and would like to be listed, please email the necessary information to the guild's email address ([wcqg@wcquiltersguild.on.ca](mailto:wcqg@wcquiltersguild.on.ca)). Include the contact information you would like included and your website address or a document describing quilt-related service/business.

**Kathleen Bissett**

## FROM THE LIBRARY

Several new books have been added to our

library collection this fall. Be sure to check them out.



**Beginner's Guide to Free-Motion Quilting** by Natalia Bonner  
**Bright and Bold Cozy Modern Quilts** by Kim Schaefer  
**Cuddle me quick:** 11 baby-quilt designs by Porter and Williamson  
**Easy Quilts for Beginners and Beyond** from Quiltmaker Magazine  
**Fiber Artist's Guide to Color and Design** by Heather Thomas  
**Flip Flop Block Quilts** by Kathie Alyce  
**French Braid Obsession** by Jane Miller  
**Impressionist Applique** by Errea and Osterfeld  
**Journey to Inspired Art Quilting** by Jean Wells  
**Let's Twist: Pinwheels Fun Fast and Easy** by Marsha Bergren  
**Maverick Quilts: Using Large Scale Prints...** by Alethea Ballard  
**Melon Block** by Elisa Wilson  
**Modern Patch Work** by Elizabeth Hartman  
**More Take 5 Quilts** by Kathy Brown  
**Needleturn Applique: The Basics and Beyond** by Angela Lawrence  
**Not your Grandmother's Log Cabin** by Nephew and Baker  
**One-block Wonders Cubed!** by Rosenthal and Pelzmann  
**One-block Wonders Encore!** by Rosenthal and Pelzmann  
**Paper-Pieced Mini Quilts** by Wendy Vosters  
**Perfect-fit Pieced Borders** by Sheila Snyder  
**Quilt Batik** by Cheryl Brown  
**Quiltmaker Collection Quilting Motifs** Volumes 1 to 8  
**Quilts, Bibs, Blankies...Oh My!** by Kim Schaefer  
**Quilts Made Modern** by Ringle and Kerr  
**Scrappy Firework Quilts** by Edyta Sitar  
**Simple Charm: 12 Scrappy Patchwork and Applique Quilts** by Kim Diehl  
**Skinny Quilts** by Kim Schaefer  
**Skip the Borders: Easy Patterns for Modern Quilts** by Julie Herman  
**Sliver Quilts** by Lisa O'Neill  
**Strip Happy: Quilting on a Roll** by Suzanne McNeill  
**Supersize em! 22 Quilts from Oversized Blocks** by Debby Kratovil  
**Visual Texture on Fabric** by Lisa Kerpoe  
**Wee Wonder Quilts** by Leisure Arts

**Ruthanne Snider**



## March 2013 Retreat

Waterloo County Quilters Guild retreat is planned for

**BRENTWOOD ON THE BEACH:**

**MARCH 14 TO 17, 2013**

NEW and OLD members and NEW QUILTERS are welcome!

Cost is \$304.00 for Friday to Sunday and \$380.00 for Thursday to Sunday (if you wish to add a 4th night, cost is \$75.00).

We are planning a block exchange and a mystery quilt that is very suitable for beginners - instruction for beginners will be available.

We will also be working on some projects that will be suitable for the Guild Boutique at our 2013 show.

Please contact Megan Stauch at [megan.stauch@rogers.com](mailto:megan.stauch@rogers.com) or at 519-748-1254 for more information and to save your spot!

## Victoria's Quilts Canada (VQC)

### Waterloo Wellington Branch

Hello again Quilt Guild members! You may recall a newsletter submission last year, or a visit I made to your guild meeting in the spring of this year. I wanted to give you an update and make sure you keep VQC on your radar. We provide quilts to people living with cancer.

As I expected, demand for our quilts grow as we are becoming more well known in this community. We have consistently delivered 12 quilts or more a month for the last six months, however October is showing the growth I anticipated. There are a dedicated group of about 10 quilters/sewers who are producing quilts at a fabulous rate to meet the present demand.

If you were thinking you may be able to help now or in the future, here is our contact information again, and some future dates where we get together as a group.

Contact information: [vqbecausewecare@gmail.com](mailto:vqbecausewecare@gmail.com). Marjorie Gilliland and Sandy Bussey are part of our group and if you see them at a meeting they can give you an update. The national website is [www.victoriasquiltscanada.com](http://www.victoriasquiltscanada.com). Our branch has a facebook page, search for Victoria's Quilts Canada Waterloo Wellington Branch.

### UPCOMING DATES

If you are able to join us at any of these dates, please let us know so we can plan work and space appropriately. We can accommodate cutters and sewers. If you want to just commit a half day that works as well, afternoons tend to thin out.

November 24 tentative, at Pix's new location in St. Jacobs - if you are able to join us please be in touch and we will provide details. January through May, fourth Saturday at Pix's studio in St. Jacobs.

### VOLUNTEERS NEEDED

Some specific needs: quilters who can quilt a lap size quilt on a domestic. We can supply the quilt pin basted. Diagonal lines look lovely on a number of different patterns.

Long arm quilters who would volunteer their time and machine to quilt a quilt a month, or a quilt a quarter. The more hands we can get involved the less impact on anyone person. We currently have access to two long arm machines, however, increased access would be a godsend. Quilters who would take a lead role in organizing and running quilt days would be helpful.

### OTHER DONATION IDEAS

Some other ways you could help:- donate a top, 50 by 70  
 - donate a completed quilt, 50 by seventy, batting is required to be 80/20 or 100 percent cotton, and the backing must be flannelette.  
 - thin out your stash and donate fabric  
 - cut your scraps into specific sizes and donate the prepared scraps for quilters to create a scrap quilt, contact us for the details of the sizes we use in our common scrap quilts.

## Mannheim Quilting Day



### Wednesday November 14th

"Button up it's cold outside" but it is nice and toasty warm at the Mannheim Community Centre. And speaking of buttons, we have some fun button games for you to play and of course there are prizes to be won.

We are there from 9:00 till 4:00. Come for the whole day or for part of the day. There is always good conversation during lunch...who knows you might even pick up a few

new quilting tricks. Bring your own lunch or slip out for a quick take-out lunch just a few minutes away. Tea and coffee are available all day long. Quilting, friendship, prizes and no interruptions... can't get much better than that.

**Fabia Joyce & Bernice Gammy**

## The Inch Across Canada Challenge

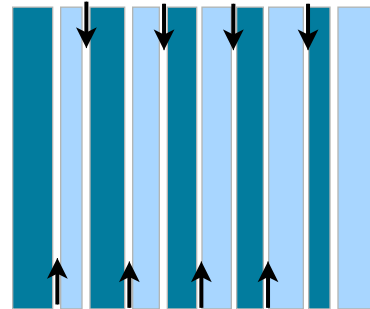

We are moving! Our guild, alone has sewn over 23,000 inches so far. Thank you for totaling the inches up and putting them on a paper for Kathy and Madeline. Please do so for next meeting. We can have lots more inches recorded for the red and green theme quilts we have for the holidays as we add these to our regular quilts. I might have a FROG one done since I am trying to do them early.

Also, we have been given permission to hand in the inches of the quilted creations that we will be giving as presents in December and won't be in your possessions in January to add to our totals. Remember this challenge only goes to February! (The reason is that quilters are honest people...how refreshing to hear this truth!)

**Bonnie Murdoch**


### Taking the Mystery Out of Moods of the Ocean

*The block for this quilt was inspired by Ricky Tims' Convergence Quilts. The instructions are for a single block using two fabrics. While each block is made from two fabrics, the quilt can have made from many different fabrics.*



1. From two contrasting fabrics (A and B) cut rectangles 8" by 11" and iron them together.


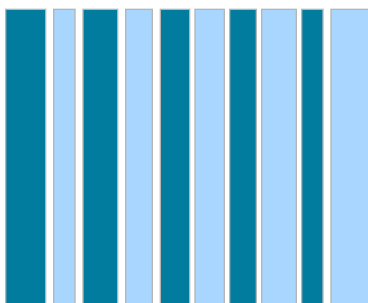
4. When sewing the strips alternate the sewing direction as illustrated below.



2. From the rectangles cut strips parallel to the long side of the rectangles. Cut strips the following widths:

1", 1 1/4", 1 1/2", 1 3/4", 2 1/4"  
(There will be a 1/4" strip left over)

5. Press the seams and square the block to 10 1/2" or 11".



3. From the left, arrange Fabric A strips in order of width, with starting with the widest one. Leave space for the Fabric B strips.

Next intersperse the Fabric B strips in order of width, with the widest at the right.

6. When assembling the blocks for a quilt, rotate every other block 90 degrees. The illustration above is only a suggestion.

*Fabrics & Quilts*




Woodstock, Ontario

Ph. (519) 537-8753  
515533 11th Line  
R.R.#3 Woodstock, ON  
N4S 7V7

[www.countrypatchworks.ca](http://www.countrypatchworks.ca)

...Worth the Drive to the country!



**REICHARD'S**  
THE QUILTER'S STORE

4 Hachborn St,  
St Jacobs.  
519 664 3307  
Mon-Sat. 9.30-5pm  
Open Sunday 12-5 starting April  
Show your guild card for a 10% discount

*Fabric, Quilting Supplies,  
Ready & Custom Made Quilts*

3991 Perth Rd. 107, Box 223, Shakespeare, ON N0B 2P0



**HEATHER STOCK**  
519-625-8435  
e-mail:  
[heather@thequiltplace.ca](mailto:heather@thequiltplace.ca)




**De Olde Fabric Shoppe**

Over 2000 bolts of exquisite designer quilting fabrics to browse.

Large variety of kits, books, patterns and notions.

Register online for our Friday Freebie Offers

327 Erie St., Stratford, ON, N5A 2N1 519-273-5773  
[www.yeoldefabricshoppe.com](http://www.yeoldefabricshoppe.com) [yeoldefabricshoppe@rogers.com](mailto:yeoldefabricshoppe@rogers.com)

If you're looking for a reason to purge your linen closet, I'm looking for vintage "whitework" for use in a quilt project. "Whitework" is typically white embroidery on white fabric. It can be on either linen or cotton fabric from tableclothes, pillow cases or towels etc. in reasonable condition. Stains and holes are fine as they will be trimmed off.

These items can also contain fine drawn threadwork or small cutwork, which is fine, but not necessary, however, lace and battenburg are not appropriate for this project. If you're looking for a good home, just let me know or bring them to the guild meeting.

Thanks so much.

**Marilyn Farquhar**



**Trudy's Quilting Service**  
Trudy Dey  
Edge to Edge & Custom  
Long Arm Machine Quilting  
Waterloo, ON.  
519-888-6278  
Email: [trudy.dey@happydeys.ca](mailto:trudy.dey@happydeys.ca)

**Happy  
Quilting...until we  
sew again!**