

# SCRAPS OF WISDOM

# Waterloo County Quilters' Guild



## President's Message - Hello, Quilting Friends!

I hope that the holidays have brought you everything you wished for: safe gatherings with family and friends, and your Christmas stocking overflowing with all good things. Hopefully, you received a sewing notion or two.

Did you make any quilting resolutions? It might be time to start a quilting project about which you've been dreaming. Or you might dig into your UFO bag to complete an outstanding project. If you have a UFO, please consider entering it in the guild's UFO Challenge. So, get your sewing machine oiled up, replace the needle, sharpen your rotary cutting blade and dive into a project.

I'm excited to see what the Program Committee has in store for us this year. Do you think it can be better than last year? We'll have to wait and see. On a slightly lighter note - did you know that January 21st is 'National Hug Day'? You can don your mask and give your bestie a hug 😊.

As we enter a new year, I want to wish everyone a safe and healthy 2022.

- Jean McFarlane, President

The Waterloo County Quilters' Guild provides an opportunity for quilters to learn in a supportive, sharing, social environment. We encourage you to get the most out of your membership by becoming more deeply involved in the guild.

### Inside this issue

January Program.....	2
Upcoming Workshops.....	3
oneROOF Quilt Donations.....	3
UFO Challenge.....	4
January Workshop.....	5
February Workshop.....	6
CLASSIFIED.....	7
PAL Quilts.....	8
CQA/ACC Guild Challenge.....	8
International Quilting Day 2022.....	9
January Virtual Vendor.....	9
Internet Resources for Quilters.....	11
Stuffies in Quilts.....	12
Thank you, Inez!.....	13
President's Challenge Winner.....	14
oneROOF Donations.....	14
Open Sewing Days.....	16
Donated Fabric Curators.....	16
President's Spotlight.....	17
ICK.....	18
Library Quiz!.....	19
Sewing Together But Apart Days.....	21
Your Executive & Upcoming Online Speaker and Workshop Information.....	22



**President's Challenge 2**  
**Quilted Seasonal Items**  
**Mug rugs, placemats, table runners, pillows, wall hangings, clothing or quilts, any size**

As announced at the November Guild meeting, I am having a second President's Challenge this year. Please join in the fun and submit a seasonal quilted project. The sky is really the limit with this one! You are asked to create a project specifically for this challenge. You may want to dip into your stash (who has a

stash, you might ask?) or purchase some new fabric. Your completed project is due on Tuesday, May 31. Contact me with any questions [mcfarlanejean5@gmail.com](mailto:mcfarlanejean5@gmail.com) or phone 519-578-7228 - Jean McFarlane, President



**to our new members!**

Arline Allison, Breanna Gaudaur, Maureen Fretz, Diane Graham, Katie Hooper and Pamela M.

**All In-person Guild Meetings including Mannheim Sewing Circle and Workshops have been cancelled until further notice**

## January Program - Melissa Marginet - Beausejour, Manitoba

### “Myth—Quilting is an Expensive Hobby”



For our first meeting of 2022, the Program Committee is delighted to have Melissa Marginet join us. Melissa will present “Myth—Quilting is an Expensive Hobby”, where she will talk about how anyone can afford to quilt. She will share quilts that she has made at very little cost and share her money-saving secrets.

Melissa is a Canadian quiltmaker, author, teacher and quilt pattern designer. Melissa grew up next door to her grandmother and credits her for a great start to her creative life. She loves to teach and especially loves to teach quilting. In every class she teaches, she

learns something and is inspired.

Melissa has published two books: *Walking Foot Quilting Designs* and *Edge-to-Edge Walking Foot Quilting Designs*. Her focus is to help people gain the confidence to quilt their quilts on their home sewing machines with a walking foot.

She has taught for Quilt Canada and the Saskatchewan Stitches Conference as well as guilds across Canada. Since June 2020, she has been teaching online throughout North America which includes the Virtual Quilt Festival and Road@Home.

She is a member of two quilt guilds - Manitoba Prairie Quilters and Winnipeg Modern Quilt Guild. She is also the creator and webmaster of Quilt Manitoba, a website that lists quilt resources, links and activities for quilters living in, or visiting, Manitoba.

For more information about Melissa:

Etsy: [www.Etsy.com/shop/melissamarginet](http://www.Etsy.com/shop/melissamarginet)

Website: [www.melissamarginet.ca](http://www.melissamarginet.ca)

Instagram: @melissamarginet

Facebook: Melissa Marginet - Quiltmaker

YouTube: <https://www.youtube.com/c/melissamarginet>

Melissa will also be teaching her workshop, “Zen Tree”, on Saturday, January 29, 2022. For more information about the workshop, please go to page 5 and register on our online store.





## UPCOMING WORKSHOP INFORMATION

Details about workshops will be added to the online store.

January 29th - Melissa Marginet's 'Zen Tree'

February 19th - Michelle Crawford 'Scrappy Carpenter's Star'

April 2nd - Linda Hahn's 'Wicked Wahini'

May 25th - Leianne McCallum's 'Studio 180 V Block Ruler'  
**Postponed**

## oneROOF QUILT DONATIONS




Hello Quilters!

Here are pictures of 10 quilts (made by guild members) ready to be donated to oneROOF this Spring for their 44 bed housing unit, which is still under construction. THANKS SO MUCH!

There are still more quilts being worked on by members. If you (or a group of you) wish to donate a completed quilt, the guild can help by providing the batting. Please call/email Deby Wettges for more information.





# Welcome to your 2021-22 UFO Challenge

Calling all quilters .. once again the **UFO Challenge** is on .. but this time with a twist .. it's **FREE !!**  
Sew very easy to enter .. finish as many UFO's as you wish. The rules are simple. Contest starts **NOW**

1. Locate UFO(s) and email Deby at [dnettges@gmail.com](mailto:dnettges@gmail.com) with the written details or better yet a pic of the unfinished object(s). This will enter your name into the contest.
2. Finish the object
3. Send a pic of the finished object to Kathy Bissett for Show & Share **but make sure you state it is for the UFO challenge.**
4. For each item finished and submitted in any month's Show & Share, you will have 1 (one) ballot entered in your name for the draw.
5. The last submissions will be shown at the April 2022 meeting .. winner's name will be drawn that night at the end of Show & Share .. **prize is a \$10.00 gift certificate to our WCQG online store** which can be used for STBA day, workshop, etc.

## Start searching for your UFO's

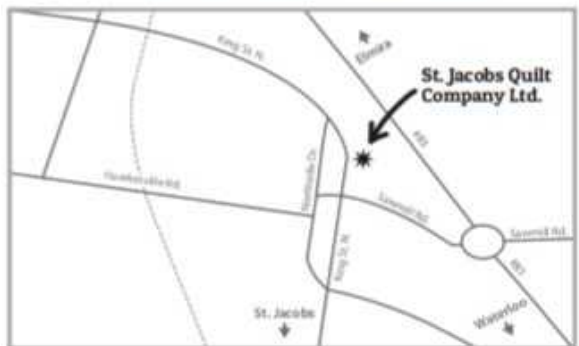
**St. Jacobs Quilt Company Ltd.**

We feature a growing selection of quality quilt and wideback fabrics, quilt basting and long arm quilting services.

We blend the quilt making passion of previous generations with the latest 21st century technology.

Tuesday to Friday 10:00am to 5:00pm  
Saturday 10:00am to 3:00pm

1620 King Street North, Unit D | St. Jacobs, ON  
519-664-7572 | [www.SJQC.ca](http://www.SJQC.ca)



**Ye Olde Fabric Shoppe**

Exquisite designer fabrics, patterns and tools to delight and inspire your creative side!

[www.yeoldefabricshoppe.com](http://www.yeoldefabricshoppe.com)

327 Erie St (corner of West Gore) 519-273-5773  
Stratford, ON N5A 2N1 [yeoldefabricshoppe@rogers.com](mailto:yeoldefabricshoppe@rogers.com)

**Philippa Skjaveland**

*Gammill*  
QUILTING SYSTEMS

**BERNINA**  
made to create

**brother**  
at your side

**accuquilt**

**705.201.5262**

Sales @  
[KawarthaQuiltingAndSewing.Com](http://KawarthaQuiltingAndSewing.Com)

1436 Highway 7A  
Bethany, Ontario L0A 1A0

EASY ONLINE ORDERING

## JANUARY WORKSHOP



A virtual workshop with

MELISSA MARGINET  
January 29  
930am - 400pm

Zen Tree

This is a fun day of learning techniques that will result in a lovely Zen Tree which measures 12" square. We will learn improv piecing as well as some walking foot quilting designs and how to use them within the patchwork. To finish the quilt, we will make a face binding that can also be used to hang your quilt.

This workshop will open to non-members on January 17, 2022. The fee for non-members is \$45.

**Skill level: Confident beginner and above**

**Member fee \$35**

## FEBRUARY WORKSHOP



### Scrappy Carpenter's Star with Michelle Crawford

**Saturday February 19, 2022**

**9:30am to 12:30pm**

**Fee: \$45**

Michelle describes this class as a “technique class”, where participants will become increasingly comfortable working with small pieces as they will work with 1” wide scrap strips. This is a template-free quilt pattern constructed by sewing strips to strips, sub-cutting and then sewing them back together to create the 12” square finished block. This can become a 47” square wall hanging where 5 blocks are sewn in one colour way, and the other 4 blocks are created in a complementary colour way. Once the blocks are sewn together, there will be a large ‘open’ area for hand or machine quilting to complement the design. A scrappy piano key type border is added after a frame border to complete the quilt. Michelle will share a variety of strategies to help participants gain confidence in cutting and sewing small pieces accurately. She recommends making one block during the class as a sample which can be used for a variety of purposes—and then perhaps move on to use this technique to construct additional blocks to make the wall hanging or quilt. The class fee includes the cost of the pattern.



Sign up now on our online store!



**Buy the Bolt**  
 Longarm Quilting Sales & Service  
 Authorized Ontario Dealer of **INNOVA**  
DESIGNER SEWING & EMBROIDERY MACHINES

Jeff Fisher  
 Sales & Service  
[www.buythebolt.ca](http://www.buythebolt.ca)

497 Woolwich Street  
 Guelph, Ontario N1H 3X9  
 519-241-6051  
[buythebolt@rogers.com](mailto:buythebolt@rogers.com)



- [www.buythebolt.ca](http://www.buythebolt.ca)
- Cotton fabric & Fireside
  - Wide backs
  - Thread
  - Longarm parts & accessories
  - Silly Moon Quilting Rulers

**Professional Guild Members**

Any guild members who provide a quilt-related service or operate a quilt-related business have an opportunity to be listed on our website under “Member Professionals”. Please review existing member listings to see what to include.



**Retreat at the Farm**  
 556C71 Mulmur-Melancthon TLine, Mulmur, ON  
 Come & retreat to our 100 acre farm nestled in Mulmur Twp, close to the town of Shelburne.  
 Features:  
 - a large workroom with lovely natural light  
 - separate space for cutting & ironing  
 - livingroom & additional screened sunroom  
 - eat-in, fully fitted kitchen with table for 10  
 - 4 softly decorated bedrooms with oh so comfy beds!  
 - sleeps 10 (rooms accommodate 2-3 person each)  
 text, call or e-mail  
 519-942-6012 [www.getawaytothefarm.com](http://www.getawaytothefarm.com)  
 e-mail: [retreatatthefarm2018@gmail.com](mailto:retreatatthefarm2018@gmail.com)

**CLASSIFIED**

**FREE** Miscellaneous parts for an older Husqvarna Designer Sewing and Embroidery machine. Items available include: a large carrying case with a working hoop arm, six hoops (all is in great condition) and a bag of feet for the machine. Please contact Deborah Young at [deborahy@rogers.com](mailto:deborahy@rogers.com)





## PAL Quilts

Requests have been received for table runners and placemats. Perhaps you could take part in the new President's Challenge and then contribute your project to PAL. Table runners are used on tables and dressers, so the size can vary.

Placemats are used on trays that measure 10" x 14.5", so the placemats should be slightly smaller. This would be a good project for those orphan blocks! If you require batting, please contact Judy Siegner.

**Also, there are a number of quilt tops patiently waiting to be quilted. Judy Siegner would love to hear from you if you can donate your quilting skills to this worthy cause.**



This is your chance to have your quilt shown at Quilt Canada in June 2022 in Vancouver. This CQA GUILD challenge has the theme of 'Reaffirm'

Challenge: choose fabric colours that represent your province—but, you MUST also use some RED.

Size: No larger than 72" perimeter (may be smaller)

Deadline: March 15, 2022 - send photos to

[gailberry@me.com](mailto:gailberry@me.com)—the guild will vote on the quilt and our winner will be announced at our April meeting.

The winning quilt will hang at Quilt Canada in Vancouver in June and be used through the next year to help promote Quilt Canada 2023 to be held in Halifax—so your quilt could travel from coast to coast!

More information can be found at [www.canadianquilter.com](http://www.canadianquilter.com) - Gail Berry Graham



Join us for International Quilting Day!



**Saturday, March 19, 2022**

A virtual, all-day celebration

Demonstrations, vendors, prize draws!

Special guest presenter:

Meg Cox, International Quilt Museum



Free for members  
of 3 Guilds:

Royal City Quilters' Guild  
York Heritage Quilters Guild  
Waterloo County Quilters' Guild  
Guest fee \$20

Register at <https://rcqg.square.site/>

Our virtual vendor for our

January meeting is Debra Eddy

Country Patchworks Fabric & Quilts

<http://www.countrypatchworks.ca/>

Country Patchworks Fabrics and Quilts

DEBRA EDDY  
Owner

515533 11th line  
R.R. 3, Woodstock, ON N4S 7V7

519-537-8753  
debraeddy@hotmail.com  
www.countrypatchworks.ca



# Join us for International Quilting Day!



## Saturday, March 19, 2022

### Registration for this event is now open!

There is no cost for members of sponsoring guilds, but we still ask all to register. Guests are welcome to attend and to submit quilts to the Virtual Quilt Show for a \$20 fee.

Here's how to register:

1. Visit <http://rcgg.square.site/>
2. Choose International Quilting Day
3. Choose whether you are a member of a sponsoring guild or non-member.
4. Add to Cart and click the checkout button.
5. When you get to the checkout page:
  - A. Review your cart to make sure you have the right number of IQD registrations in your cart.
  - B. Provide your email address so we can contact you with the Zoom link and
  - C. If desired, choose an express method of payment
  - D. Click the blue Place Order button.
6. Tuck your order confirmation in a safe place so you can review it on the big day. Please check 'Junk', 'Spam' and other mailbox folders for your confirmation email. If you do not receive an order confirmation, you did not complete the registration process. Please make sure to complete the process including a valid email address.

### To Submit Your Quilts for the Virtual Quilt Show

Members of the sponsoring guilds and paying guests are welcome to submit up to two quilts each to the virtual quilts show. Please be prepared to provide the following information about your quilt(s):

- Quilt name
- Pattern designer
- Quilter, if other than yourself
- An artist's statement or brief history of quilt. (Limit of 50 words)
- Up to five photos for each quilt. We recommend an overall view of the quilt, along with several close-ups of interesting details.

Quilt show submissions will close on February 5, 2022.

**We look forward to seeing many of our guild members attend this special day of quilting fun!**

# Internet Resources for Quilters

Prepared by Inge Ford

During our Monday afternoon Open Sewing times, there has been some discussion about making “Temperature Quilts”, with a number of participants indicating they will be making a quilt of this kind or are considering the idea for 2022.

A temperature quilt is composed of 365 blocks – one for each day of the year. A block is created for each day using the appropriate colour or colours for the high and/or low temperatures for that day. Specific colours are assigned to a range of temperatures that are used for the blocks. In most cases the quilt represents the current year, but some people have made these quilts using temperatures from a special year, e.g. birth year, anniversary year, etc. Temperature quilts have become very popular in recent years. There are so many possible designs, e.g. using 2.5 inch squares, circles, flying geese, and so many more. Here are some internet resources that provide information about and might possibly inspire you to make a temperature quilt.

**Material Girl Quilts** – Amanda Caster, a quilter and designer for Riley Blake, has a blog post from February 2021 in which she describes what a temperature quilt is, how to plan a design, and get started on making your temperature quilt. She shares some design examples for these quilts using flying geese or half square triangles, plus more. <https://materialgirlquilts.com/blog/2021/2/6/2021-temperature-quilt-a-plan-and-a-start>



**Darcy Quilts** – Darcy is a quilter and blogger who shares quilts, tips, and tutorials on her blog. Here is a link to her blog that highlights two temperature quilts she has made as well as the step-by-step process she used for one of them. <http://darcyquilts.com/?s=temperature+quilts>

**Lone Tree Quilting Designs - Sewing with Sandy** – Sandy has a number of videos in which she shares information about temperature quilts, e.g. a unique Dresden Plate temperature quilt, a braided temperature quilt, how to select your fabrics for this kind of quilt, etc. Here is the link to her youtube channel where you will find her videos for temperature quilts: [https://www.youtube.com/channel/UC7j8iQiG5QBCcfOB\\_7lLsA](https://www.youtube.com/channel/UC7j8iQiG5QBCcfOB_7lLsA)



Here are some additional sources that might inspire you to consider making a temperature quilt for 2022:

**Leanne Parsons**, from Newfoundland shares her temperature quilt that uses circles. <https://www.devotedquilter.com/2021/10/?m=0>

**Gilly MacDesigns** – shows the process as well as a variety of possibilities for temperature quilts. <https://www.gillymacdesigns.com/2021/03/how-to-create-your-own-temperature-quilt/>

**Canuck Quilters** – Temperature quilt process using 2.5 inch squares <https://www.canuckquilter.com/2020/01/temperature-quilt-2020.html>

The internet is rich with ideas for temperature quilts. Check out Pinterest for lots of suggestions. Perhaps you will be inspired to join a number of us as we make temperature quilts for 2022.

**Some of the 215+  
stuffedies and their  
quilts**



**lovingly made**



**and**



**generously donated to the  
Knights of Columbus  
Toy Drive**



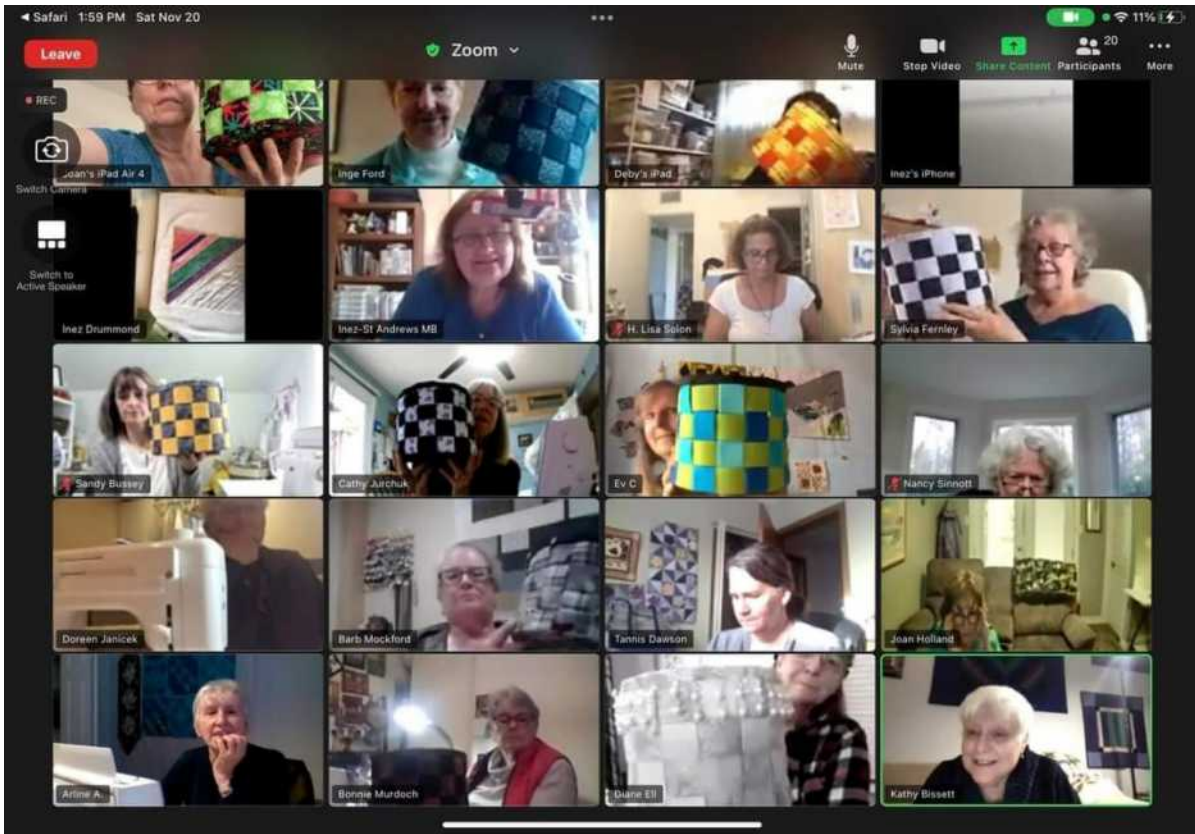
**by Guild  
Members**



**This will be an annual event, so you can  
make 25" quilts all year to have them  
ready for November 2022!**



# Inez Drummond's Basket Workshop



Deby Wettges

Doreen Janicek



Lisa Solon



Tannis Dawson



**INEZ !**



Joan Squires



# CONGRATULATIONS

**Kathy Bissett!**

Winner of the

**President's Challenge  
3 Yard Quilt**

## Thank you soooo much . . . .

A heartfelt **THANK YOU** to all those who dropped off clothing, footwear, household and personal goods for this year's **oneROOF** donation. We ended up with 8 large bags of assorted items as well as \$80.00 in cash and \$50 in gift cards.

I also have 5 finished quilts for their new housing unit with 13 still in the works. The quilts will be donated at the end of February 2022 (or perhaps later as construction is not on schedule and their storage is limited), so if you are interested in completing a finished 70" x 90" quilt I still have batting and some fabrics available which have been donated by the Guild and members. Please contact Deby Wettges if you need any supplies.





Designed by a Quilter, for Quilters.®

# JANOME



**#1 Handi Quilter Dealer in Canada**



**Janome Top 10 Dealer**

**SEWING, QUILTING, EMBROIDERY & LONGARM QUILTING MACHINES**  
**SALES and SERVICE**

NEW policies - Please call to book Service appointments and/or Sales demonstrations.  
 You may also shop online [www.sewandsavecentre.com](http://www.sewandsavecentre.com)



**149 Downie Street  
 Stratford, ON  
 519-271-9660**

[www.sewandsavecentre.com](http://www.sewandsavecentre.com)

**Authorized Dealer for  
 Handi Quilter  
 & Janome**

**We service MOST  
 makes and models**

**We have been in  
 business since 1969**








**John M. Hall**  
*The House Of Quality Linens*  
 IRISH LINENS   LACE   TABLE CLOTHS

---

Irish Linens ♦ Quilts ♦ Comforters ♦ Sheets  
 Blankets ♦ Kitchen, Bath & Beach Towels  
 Pillows ♦ Tablecloths ♦ Napkins  
 Runners ♦ Doilies  
 Large Selection of Cotton Fabrics

Mon, Tues, Thurs, Fri, Sat 9-4  
 Sun 11-5 Closed Wednesdays

43 Grand River St. N., Downtown Paris 442-4242

Please wear a mask

If you know of a guild member who has become ill, please let our secretary, **Doris Martin**, know so she can send a get well card from all of us.



**HEATHER STOCK**  
 519-625-8435  
[heather@thequiltplace.ca](mailto:heather@thequiltplace.ca)  
[www.thequiltplace.ca](http://www.thequiltplace.ca)

Fabric, Quilting Supplies,  
 Ready & Custom Made Quilts

3991 Perth Rd. 107, Box 223, Shakespeare, ON N0B 2P0

## Open Sewing Days in January

Open Sewing Days will continue in January, every Monday afternoon from 2 to 4pm. These informal, enjoyable gatherings on Zoom provide an opportunity for interested guild members to meet, sew, laugh, ask questions, share ideas, learn from each other and just spend time having some fun! The link for each Monday session will remain the same for each Monday for the month of January. Please check the Friday email updates to find the Zoom link for each of the Open Sewing Days. These are great opportunities to get to know fellow quilters.

## Donated Fabric Curators

We are looking for 2 or 3 people to join Inge and Marg as 'Donated Fabric Curators'.

Our mission is:

1. To be the contact people to arrange pickup/drop off for fabric contributions from the community and guild members who wish to donate for use in our outreach programs. If we share this responsibility between a few people, individuals will not be overwhelmed with always being the one who has to deal with what gets donated.
2. To sort, cull, measure, label, date and otherwise organize the donations into kits to be made available for guild members to make into quilts.
3. To photograph kits so members can see what options are available.
4. To deliver, organize and store useful fabric at Barbara Pye's home. (Barbara has generously donated the space, but won't be doing the receiving or sorting.)
5. To distribute the fabric as requested by guild members.
6. To take any useful, but not quilt-friendly fabric to 50 Kent St. or other suitable charity. Miscellaneous fabric can also be given to Spool & Spindle in Waterloo, who recycle just about every kind of fabric.
7. To decide useful categories: fat quarters, strips, orphan blocks, measured yardage, batiks, novelty prints, etc. and file them on the shelves.

Please contact Marg Sandiford if you would like to join the team!

## Virtual Show and Share for January

Please send pictures of your quilts, with a sentence or two about them, to [kathleenbissett@me.com](mailto:kathleenbissett@me.com) by Friday, January 15th so they can be included in our virtual Show and Share.

**CREEKBANK Sewing Centre & FABRICS**

84696 Southgate  
Township Rd 08  
Mount Forest, ON  
N0G 2L0

519 323 2693

**SEWING MACHINE SALES AND SERVICE:**

Everyday Low Prices on  
Quilting Fabrics Starting @ \$14.95/m  
Moda Grunge \$16.95/m  
Choose From 5 Different BOM's This Season

"WHERE QUALITY & SERVICE MATTER"

*Cherished pieces*  
For Quilters & Sewists

Cynthia & Bill Hildebrand  
142 Broadway Street  
Tillsonburg, On N4G 3P8  
519.842.2658

Cynthia@CherishedPieces.com  
www.CherishedPieces.com



# President's SPOTLIGHT Catherine Zurbrigg

**Jean McFarlane: When did you start quilting?**

**Catherine Zurbrigg:** I started quilting when I was 11 years old. My mother or paternal grandmother usually had a quilting bee in the wintertime. Grandma used to piece monogram quilts for each of my dad's aunts and uncles with an H, L

and M. She also had a crazy quilt on her guest room bed with which I was enthralled as a kid. I would trace the sewing lines trying to figure out how she got the corners so perfect. When I was about 11, Mother sat my younger sister and I down at the quilt and showed us how to make tiny stitches that went all the way through the quilt. She was Fussy! If the stitches were too big, she would make us take them out and do them over!



**JMF: Who/what inspired you on your quilting journey?**

**CZ:** My Aunt Marg really got me started piecing quilts, I went to her house one weekend after I was married and she showed me how to strip piece, cut, and lay out pieces for a 'rail fence'. She pressed, I sewed. We continued our quiltfests, making mystery quilts that Ruffled Elegance had each fall/winter from 1997 to 2004.

**JMF: What type of quilting do you like best—traditional, modern, fabric art?**

**CZ:** I like traditional quilts but more recently have been enjoying landscape fabric art.

**JMF: What project are you most proud of?**

**CZ:** My favorite quilt is a combination log cabin and maple leaf, 'Autumn Splendor' (shown above). My favorite fabric art pieces are the Blair Grist Mill, (left) the Pioneer Tower (right) and a fun play piece I did for my sister of the family farm.



Blair Grist Mill

**JMF: What is your favorite quilt story?**

**CZ:** My favorite quilt story is about an old cardboard suitcase, a storage area and the mystery within. After many years of house cleaning, removing, and returning the suitcase to its place in my closet, Mother decided to toss it. I asked what was inside. We opened it and found my maternal grandmother's quilt pattern, a few block sample and many, many butterfly shapes, cut out in preparation to be appliquéd on white squares. To Mother's amazement, I asked for and was given the suitcase and its contents and my journey began—well, not exactly then... After high school graduation, 3 years of nurse's training, marriage, and raising 3 children, I hadn't thought about this project. Eventually, I sorted the butterfly pattern, removing many pieces because the fabric was too old and weak. So I replaced them with newer butterfly pieces from fabric leftovers from my girls, my mother, my other grandma and my own. Hence, a "Heritage" quilt! (pictured at the lower left).



Butterfly 'Heritage' Quilt



Pioneer Tower

**JMF: What is something people don't know about you?**

**CZ:** I love to read, play cards (bridge), watch hockey games on TV, walk in Victoria Park, and meet with friends.

## ICK

I call this group challenge quilt 'ICK'  
 Challenges always make my tummy feel just a little bit sick  
 They said it would be fun but my gut said "RUN"  
 They said the colours were NICE and BRIGHT...  
 Perhaps their definitions aren't quite right?

And these blocks, oh these blocks  
 The piecing is great, the skill level high  
 It's the miss-match of designs I can't really abide  
 They don't quite match, can't you see?  
 I prefer my quilts with more symmetry.


Those colours, oh those colours  
 They don't make my heart sing  
 Those are NOT the colours of summer, fall, winter OR spring  
 They look like they are tired all dull, faded & muted  
 I prefer my colours happy and bright—that can't be disputed

They said: 'Showcase your quilting—IT will be a blast'

I think this challenge will be my last  
 You see I know what I like, what makes me happy  
 Doing things I don't like just makes me crabby

I know what I like and I like what I know  
 That does not mean I am not willing to grow  
 I WILL grow in my skill and challenge myself  
 I'm far too young to put my learning on a shelf  
 I have a long, long list of things to learn  
 The When and How is up to me to discern

-Gail Berry-Graham in response to Challenge 2021



Scraps of Wisdom - January 2022

[WWW.PROSEWINGMACHINEDOCTOR.COM](http://WWW.PROSEWINGMACHINEDOCTOR.COM)

**WE SELL:**

New & Used  
 Domestic & Industrial  
 Sewing Machines

**WE SERVICE:**

All Makes of Domestic &  
 Industrial Sewing Machines

**WE SHARPEN:**

Knives, Scissors & More



Email: [stef@sewdoc.ca](mailto:stef@sewdoc.ca)

## LIBRARY QUIZ!

Your library is open for business in January 2022—we will continue with curbside pickup. We hope the Helpful Hints for Searching the Library Inventory (on the next page) will make it easier for you to find what you're looking for and to answer the quiz questions. If you have any questions, don't hesitate to call Jean or Donna.

Members may choose four books from any *tag* category in the guild's library on the WCQG's website. We need the members to be responsible for returning their library books themselves or via friends. When members come to pick up their books, they will also be able to choose 2 books from the Give Away table.

— Jean Simpson and Donna McKay

**Our Quiz is meant to make you curious about our library and have fun – there are many wonderful books available to choose from. The Tags that provide the answers to the January Quiz are > BLOCKS, GEOMETRICS & SEASONAL. It's practically an open book test with a fat quarter prize for all who complete the quiz and order books.**

### Tag Seasonal

1. Oops! Which book is listed twice? Hint: Look at the book covers.
2. Who has "Perky Partridges for your Tree... " in the title?
3. Which author wants you to "Build Your Skills"?
4. Extra—How many books in Seasonal were published in 2013? Name one.

### Tag Blocks

1. Name the three authors who wrote about making Dresden Blocks.
2. What four "One of's-" are listed in Maxine Rosenthal's title?
3. Who wants you to make your quilts "Wonky...?"
4. How many Pieced Blocks does Jinny Beyer list in the Quilter's Album?
5. What does Debby Kratovil want you to do with your blocks?
6. Extra: What tool is included with Karla Shulz's book titled "Drunkard's Path Stepping Beyond"

### Tag Geometrics

1. What geometric shape does Ilene Bartos use in her quilts?
2. Who " is Charmed I'm sure:" working with 5 1/2" squares in her quilts?
3. What shapes are Cathy Wierzbicki's "Geometric Gems" made from?
4. What year was Adventures in Hexagons: 11 Quilts published?
5. Extra: Published in 2008, whose book cover displays Spiral Quilts?

Here's the full list of TAGs—Appliqué, Art, Batik/Asian, Blocks, Borders, Colour, Curves, Design, Dyeing/Painting, Embellishments, Fabric Collage, Fat Quarters, Flowers/Gardens, Geometrics, Kids, Machine Quilting, Modern, Paper Piecing, Scrap Quilts, Seasonal, Small Projects, Stars Strip Quilts, Vintage, Kaffe Fassett Collection and Missouri Star.

## Important Dates to Remember

**Deadline to order books - Sunday January 16, 2022**

**Quiz Answers submitted to librarians - Sunday January 16, 2022**

**Pickup - Albert McCormick Arena Parking Lot—Friday, January 21, 2022, 1 to 2pm**

**COVID rules apply, please wear your mask**

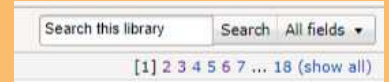
## Helpful Hints for Searching our Guild Library

1. Open the guild website: <https://www.wcquiltersguild.on.ca/>



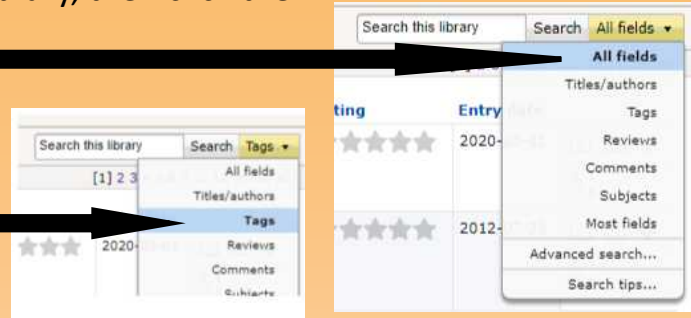
2. Scroll down to Library Inventory

3. See Menu Bar, on the far right side: Search this library, then click the down arrow to reveal “search all fields”.



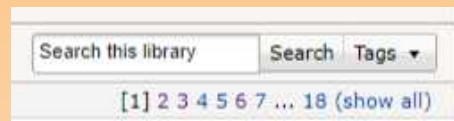
4. Click “All fields”

See list: All fields, Titles/Authors, Tags, Review, etc.

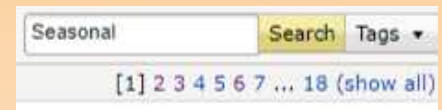


5. Then, Click on tags.

6. You will then see ‘Search this library, Search, Tags



7. Type in the tag you want to search, i.e., Blocks, Seasonal, Geometrics.



8. See the list of books in that tag and scroll down that list.

9. Scroll down the list and look for the tag with Seasonal Happy New

10. All the answers to the quiz have the message, Seasonal Happy New Year!

11. Read the Quiz questions, scroll down/up to find the answers and look for the Tags that read “Seasonal Happy New Year!”

12. Follow the steps using different tags, i.e., Blocks, Geometrics, etc.

13. Email the finished quiz to the librarians.

If you have any questions, don’t hesitate to call us!

Happy searching!

Jean Simpson & Donna McKay



## Sewing Together, But Apart Days

Spend the day together, sharing and learning, while staying safe.



Our next STBA day will be Wednesday, January 12, from 9:00 to 3:30pm. Join us for the full day or come when you can.

Our theme for the day will be “our quilting journeys”. How, when, and why did you become a quilter? What motivated you to continue your quilting journey? In the afternoon, we will welcome Linda Martin-Mills as our guest speaker. Her topic is ‘The Reluctant Quilter’. She will share a presentation that is inspiring and motivational as she describes her reluctant journey to becoming a quilter. She will also share 50 slides of a great variety of quilts she has made along her journey. Linda is a wife, mother, and, recently, a new grandmother. She also works as a nurse at a major hospital in Hopewell, New Jersey. Her quilting journey will inspire quilters to continue with their own quilting journeys.

Come and join us for a day of fun, learning and socializing. Sign up for January’s STBA day soon at our online store! A detailed agenda and Zoom link will be sent to all registered participants by 6:00pm on Tuesday, January 11. This month’s STBA day will be a motivating day to begin a quilting new year!

## OUR 2022 STBA Days

**Wednesday, February 9, 2022—Sarah Ruiz** from Houston, Texas: “Quilted Fabric Postcards”. Here’s a sneak peak into February’s STBA day. Check out the online store for more information about this very interesting topic and especially Sarah’s personal experience related to her 100 day quilted postcard challenge.

More information about each of the above sessions will be posted on the website’s online store as we approach the months ahead. Sign up for these STBA days soon on our website, and email Inge Ford, our Sewing Together Co-ordinator.

## Upcoming ONLINE Speaker and Workshop Information

- January 12 - STBA Linda Martin-Mills  
 January 19 - Melissa Marginet  
 January 29 - Melissa Marginet's 'Zen Tree' Workshop  
 February 9 - STBA Sarah Ruiz  
 February 16 - Linda Hahn  
 February 19 - Michelle Crawford's 'Scrappy Carpenter's Star' Workshop  
 March 16 - Krista Moser  
 April 2 - Linda Hahn's 'Wicked Wahini' Workshop

April 20 - Helen Martin

May 18 - Sandy Lindal

May 25 - Leianne McCallum's 'Studio 180 V-Block Ruler' Workshop **Postponed**

June 16 - Annual General Meeting



### Elected Officers of the Guild 2020-2021

- President:** Jean McFarlane  
**Vice President:** Gail Berry-Graham  
**Treasurer:** Andrea Heimrich  
**Assistant Treasurer:** Laura Huras  
**Secretary:** Doris Martin  
**Past President:** Inge Ford

### Standing Committees

- Historian:** Deby Wettges  
**Librarians:** Jean Simpson & Donna McKay  
**Membership:** Madeline Hughes (E)  
 Pat Lockyer (E)  
 Kitty Mitchell (E)  
 Betty Anne Scott (A)  
 Bettie Schuurman  
**Newsletter:** Marg Sandiford  
 Pat Lockyer - Mailings  
**Advertising Co-ordinator :** Marg Sandiford  
**Program & Workshops:** Barbara Pye,  
 Sandra Bussey, Sylvia Fernley,  
 Cathy Jurchuk & Inge Ford  
**Quilt Exhibit:** Elaine LaRonde & Inge Ford,  
 Co-chairs  
**Website & Online Store:** Kathy Bissett

## The Quilting Months Ahead...

Month	Day	Activity
January	12	Sewing Together But Apart Day
January	19	Regular Guild Meeting on Zoom with Melissa Marginet at 7pm
January	29	Melissa Marginet's 'Zen Tree' Workshop
February	9	Sewing Together But Apart Day
February	16	Regular Guild Meeting on Zoom with Linda Hahn at 7pm
February	19	Michelle Crawford's 'Scrappy Carpenter's Star' Workshop
March	19	International Quilting Day



Our website: <http://www.wcquiltersguild.on.ca/>

Newsletter Deadline for the February issue is January 27, 2021