

Waterloo County Quilters' Guild



SCRAPS OF WISDOM

President's Message: Happy Summer!

The long and lazy summer days are upon us. Whether you are enjoying these warm days sitting on your deck or porch reading a good book or perhaps an inspiring quilting magazine, languishing at the beach or community pool watching children and grandchildren splashing in the refreshing water or perhaps simply appreciating your favourite beverage while listening to the sounds of the birds – summer days are to be savoured and enjoyed. One of my goals each summer is to simply soak up the warmth and sunshine - to draw every bit of enjoyment out of these fleeting days. Fall will be upon us before we know it.

Summer time can also be a time for quilt inspiration and planning. Browsing the internet in search of new quilting ideas and projects can be great fun during the relaxing days of summer. The July quilt shop hops can provide wonderful opportunities to visit quilt stores, enjoy the fellowship of quilting friends, get new ideas and enjoy the bright new fabrics that are featured. This summer, in particular, is also a good time to finish your guild exhibit quilts or special items for the boutique. For those of you who have quilts ready for the exhibit, remember your "quilt photo day" in August.

Our guild has an exciting and busy year ahead. The Guild Exhibit takes place October 18 and 19. The Program Committee has planned wonderful speakers and workshops. As a guild we will be celebrating our 35th anniversary. We have lots to look forward to.

Enjoy the remaining days and weeks of summer. I look forward to seeing everyone back in September.

Inge Ford, President

The Waterloo County Quilters' Guild provides an opportunity for quilters to learn in a supportive, sharing, social environment. We encourage you to get the most out of your membership by becoming more deeply

Inside this issue

Quilt Exhibit News.....	2
September Program - Leianne McCallum.....	3
Quilt Input Information.....	4
Quilt Pickup Information.....	5
Black Sheep Festival.....	6
CQA Member Guild Challenge Winner.....	7
CQA Member Guild Challenge 2020.....	8
The Grand National.....	9
2 Requests and a Thank You.....	10
Mini Retreat in November.....	11
London Modern Quilt Guild Show.....	12
A Small Taste of Quilt Canada 2019.....	13
Program & Your Executive.....	14
Quilting Months Ahead.....	14

Smile Quilts has a bag of strips of batting that could be used for small projects—possibly Quilt Exhibit items?! The bag can be picked up at the Smile Quilt Table in September or can be picked up from Helene Doerfler anytime before then.

Quilt Exhibit News

Good news! We have over 200 quilts registered to be on display at our Quilt Exhibit in October. A big thank you to all the entrants.

On **Monday, August 12** and **Tuesday, August 13**, these beautiful quilts will be photographed by Fred Hicks at the Creative Sisters' Quilt Studio. Thanks to Fred and the 'Sisters' for their help in making this happen. If you have forgotten the day or time when your quilts will be photographed, or you still need to pick a photography time, please contact Bonnie Murdoch.

Check the guild website under Quilt Exhibit for details about sleeves and hanging rods for your quilts. We have received some great quilted items for the Members' Boutique and dozens of "Small Quilts" that will be raffled off. You can continue to make and donate any of these items right up until the guild meeting on Wednesday, October 16. Your contributions are greatly appreciated.

Darlene Ekmanis will also continue to collect items for our silent auction table at the September and October guild meetings.

We have exhausted our supply of advertising magnets, but there are still postcards available. If you plan on visiting a quilt shop or quilting event and need some postcards, please contact either Elaine La Ronde or Ruthanne Snider.

Thank you!

Be sure to share the postcard on facebook!



Waterloo County Quilters' Guild 2019 Quilt Exhibit

wcquiltersguild.on.ca



Quilters clockwise from top left:
Elizabeth Schneider, Mary Snyder, Yolanda Jankowsky
Blanchard, Jean Carberry, Jean Munro, Maria Wirth

**Forbes Family Hall at RIM Park
Manulife Financial Sportsplex
2001 University Avenue East
Waterloo, Ontario**

**October 18 & 19, 2019
Friday & Saturday 10:00am to 5:00pm
Daily Admission \$8**

September Program - Leianne McCallum

Leianne McCallum started her wonderful quilting hobby when she moved to Ontario in 2001. She is excited to share her



knowledge through classes, quilt shows and working at Quilter's Cupboard in Uxbridge. She also enjoys teaching workshops and presenting trunk shows for quilt guilds.

Her discovery of the accuracy of the Studio 180 Design tools created by Deb Tucker led her



down an amazing path, and they are a perfect fit for sharing with students. Her first Tucker tool was the Rapid Fire Lemoyne Star, and now some might call her "star obsessed". They don't mean movie stars! She is

an equal opportunity quilter however with lots of other designs catching her eye, not just stars. Leianne owns all of the Studio 180 Design tools and the large variety of technique sheets available that expand the

use of each tool. She loves to share how they help achieve successful results in piecing patterns. Leading close to 60 students through a 2 year-long Tucker University program at Quilters Cupboard has shown her students just how amazing these tools are. Plus, the Club Classes are a fabulous way to share time with great friends, new and old!



There are many patterns and quilts she has

made, and many more yet to discover. She looks forward to new challenges and believes we should all learn something new every day, so why not let that be quilting related?! Leianne will be teaching a workshop with the Studio 180 V Ruler on November 6th.

- Barbara Pye for the Programme Committee



Information for the Quilters who are putting quilts in the Quilt Exhibit 2019

1. At the September meeting you will pick up the 3 ID slips needed for each of your quilts.

One is to be pinned to your quilt, the second to your pillowcase and the third is your receipt.

No plastic bags.

Please keep the receipt slip in a safe place or give it to your buddy.

You will not be allowed to pick up your quilt if you do not have the receipt.

2. Quilt Buddies

If you need someone to take your quilt(s) to RIM or pick them up, please sign the Buddy Sheet on the back table at the Sept meeting. If you find you need a buddy after that date please email or call Madeline Hughes.

Make sure your ID slips are on your quilt and pillowcase properly and you have given the receipt to you Buddy. Please do this before you leave home.

3. Quilts that need special handling

If your quilt requires a special way of wrapping or transporting other than in a pillowcase or it can not have quilts stacked on top of it or requires any other special handling, please sign the Special Handling sheet at the back of the room at the September meeting. You can also email Jan Hember some time **before the show**. jan@hember.name

4. Submitting your quilt(s)

Your quilts are to be taken in at RIM Park between 7:00 and 9:30am on Thurs Oct 17.

Please use the front entrance at Rim only. Use the elevator or the stairs and turn right to the entrance to Forbes Hall.

Quilts should be folded properly with the **slip pinned to the front corner of the quilt which is facing out so when it is folded it is visible. This should be seen as we pull out the quilt.** The other slip is to be pinned to the top of the pillowcase.

If you cannot take your quilt(s) to RIM at the proper time please have a quilt buddy submit it.

Hand your quilt to a volunteer. **Do not** just leave it on a table.

Procedure for Picking Up Quilts from the Show Saturday October 19 between 5:45 and 6:30 pm

- Please do not arrive at Forbes Hall to pick up your quilts until 5:45 pm.
- No quilts will be returned until the entire Exhibit has been taken down.
- When the volunteers are ready, proceed to the tables where the quilts will be arranged in sections alphabetically, by last name. Show your receipt(s). A volunteer will give you your quilt(s). Please be patient.
- NEW in 2019 If you have submitted a quilt that requires special handling, the quilt will not be in alphabetical order at the tables. These quilts will be at the table nearest the ice rink. Nancy Winn and Jan Hember will help you with your quilt(s).
- Go to the checkout table to have your name checked off for receiving your quilt(s).
- Leave Forbes Hall to the left of the Front Servery, present your receipts and quilts to the volunteers at the door. Please do not return to Forbes Hall with your quilt. If you have large containers or bags please be prepared to have them checked for quilts. We really want to make sure that all quilts go home with the correct quilter.
- Proceed to the pillowcase tables where your pillow cases will be in alphabetical order. A volunteer will be there to help you.
- This procedure has been set up in order to assure safe return of your quilt(s). Thank you for your cooperation.

There are still plenty of opportunities to volunteer with the setup and cleanup of the exhibit. Plan to sign up at the September guild meetings.

BLACK SHEEP FESTIVAL PRESENTS *Summer's End Workshop Series*

BLACK SHEEP FESTIVAL is dedicated to creating opportunities to share craft knowledge. Check out our summer workshop series taught by an incredible line-up of professional textile artist makers.



GONZO EMBROIDERY
AUGUST 21, 2019,
10am-3pm | \$110
With Barbara Klunder
@ The Wellington County Museum



WOODLANDS BEADED STRAWBERRY PIN CUSHION
AUGUST 22, 2019,
10am-4:30pm | \$65
With Naomi Smith of Black Tulip Design
@ The Wellington County Museum



EXPERIMENTAL STITCHED STRUCTURES
AUGUST 20, 2019
10am-4:30pm | \$110
With Amanda McCavour
@ The Wellington County Museum



EXPERIMENTING WITH SHAPES IN WEAVING
SEPTEMBER 8, 2019
1pm-4pm | \$60
With Carly Jenkins
@ Common Craft Studio



BEGINNER RUG HOOKING
SEPTEMBER 29, 2019
10am-2pm | \$95
With Martina Lesar
@ Common Craft Studio

Black Sheep Presents
**BO PEEP MARKET
+ FLASH EXHIBITION
OPENING NIGHT**
Friday Sept. 27, 7-9pm
MARKET DAY
Saturday Sept. 28, 10-4pm
FLASH EXHIBITION
Saturday Evening 7-10pm
CALL + RESPONSE
ALISA MCRONALD + FRANCES HAHN




Black Sheep Textile Festival returns
Sept. 12, 2020 to its new location
at the Wellington County Museum.

blacksheepfestival.ca




Member Guild Challenge 2019 Quilt Canada 2019

Left: Rachel Matthews won Viewer's Choice of the Member Guild Challenge at Quilt Canada 2019 in Ottawa



These entries will be on tour until next spring



Right: Our Karen Cassidy's entry



Quilt Canada 2020

Member Challenge



Canadian Quilters' Association
canadienne de la courtépointe

EXCITING OPPORTUNITY!



2020 CQA/ACC Member Guild Challenge


Calling all member guilds! Here is the news about the exciting challenge for next year. CQA/ACC wants to share everyone's sense of adventure as *Quilt Canada* travels north to Edmonton, AB! Join in the fun with your guild—your quilt could end up at *Quilt Canada 2020*!

Once individual quilts are made, each CQA/ACC member guild will select only one winner from their guild's membership before April 15, 2020, for entry into this challenge. All entries must follow the guidelines below.

- Open to CQA/ACC member guilds.
- Guilds wishing to enter the challenge must advise their intent to enter via email to Heather Black, h_nblack@sympatico.ca by March 1, 2020, so space allocation for display at *Quilt Canada 2020* can be arranged.
- Once the guild selects the quilt to represent their guild, the online entry form must be filled out and submitted by April 15, 2020. The online entry form will be located on the *Quilt Canada 2020* guild challenge page on www.canadianquilter.com. The form will be available March 1, 2020.
- Once the online entry form is received by CQA/ACC, a confirmation email with instructions for shipping the quilt will be sent to the guild email address supplied on the entry form.

THE CHALLENGE

THEME *Gateway to Adventure*

- Each quilt must have a visible amount of Kona® cotton, colour K001-147 Jungle, along with three (3) additional fabrics on the face of the quilt. The additional fabrics can be a print or solid. 
- Quilt perimeter to be no larger than 72 inches.
- Each quilt must be finished with either binding, facings or enveloped pillow-case style.
- Must include a hanging sleeve, at least three inches wide, for display purposes.
- Must have a quilt label on back with quilt name and quilter's name visible on it.



- All quilts must be received by May 30, 2020, to be displayed at *Quilt Canada 2020*, June 18 to 20, at the Shaw Centre, Edmonton, AB.
- The winning quilt will be selected by Viewers' Choice ballot during *Quilt Canada 2020* and awarded a \$100 cash prize.
- All submitted quilts will remain in the possession of the CQA/ACC for approximately 11 months and will be returned to the owner/maker prior to *Quilt Canada 2021*.

CQA/ACC plans to tour these challenge quilts as part of a travelling show within Canada. Our Regional Representatives and/or Board directors will take the quilts to guilds and shops in their province to share the talents of our guild members.

Take up the challenge
and set off on an
adventure!

MAIN GALLERY

GN The Grand National
FIBRE ART & QUILT EXHIBITION

2019



Photo of "Rusty" courtesy of Danna MacDonald

The 2019 Grand National Fibre Art & Quilt Exhibition is a stunning display of fibre art from across Canada that explores the concept of what it means to be "STILL".

Exhibition Opening,
Artist Reception, and
Awards Presentation
Saturday, July 6
1:00 to 4:00 pm

Exhibition Dates
July 3 to August 10

Gallery Sponsor



Grand National Sponsors


PLATINUM



GOLD



SILVER



BRONZE



PRAIRIE FUSION Arts & Entertainment

pdac@mts.net | www.prairiefusion.ca | Open Tues. to Sat. 10 am to 5 pm
11-2nd Street NE | Portage, Manitoba | R1N 1R8 | 204 239 6029

2 REQUESTS FOR REMEMBRANCE QUILTS

Seeking: someone to make one (or possibly two) throw-sized memory quilts

Contact: Donna, 519-571-1605 (leave a voice message anytime), or email dmakormta@rogers.com

Location: Kitchener

Details: Donna would supply fabric in the form of clothing, some cotton, silk, polyester and blends. She has some design ideas, but is also open to suggestions depending on what the quilter is most skilled in, or comfortable with, creating. If she could see some samples of previous work, she'd really appreciate it. She would also like price and time quotes. Please contact Donna directly at the above phone number or email address.

Seeking: someone to make a t-shirt quilt

Contact: Deb Lindsay at debbie.lindsay@icloud.com

'A runner from our club recently passed away suddenly from a heart attack. As we travel to different countries doing runs, we accumulate t-shirts from each event. The one thing James had mentioned is that eventually he would probably get them made into a quilt. James has a 16 year old son who accompanied him on several of the runs. I would like to take this on and have it made for his son. Is there someone in the guild who would be interested in taking this project on? I realize time spent quilting is considerable and valued, but if you could provide some context as to the cost, it would be appreciated. This is just in the preliminary stages right now.' Please contact Deb Lindsay directly at the email address above.

THANK YOU!


A request was received via facebook in June regarding a quilter who needed some help as she goes through the challenges of dementia. This request was forwarded via email to the membership. We recently received the following note from Tammy, who made the request on behalf of her mother:

"I would like to send out my thanks for all the responses I received from people so willing to help out and volunteer their time in any way we needed. I was very touched by the responses I received. Mom ended up in the hospital but is so excited to get out and start working on her quilts."




If you know of a guild member who has become ill, please let our secretary, Doris Martin, know so she can send a get well card from all of us.

Professional Guild Members
Any guild members who provide a quilt-related service or operate a quilt-related business have an opportunity to be listed on our website under "Member Professionals". Please review existing member listings to see what to include.



Doors open for guild meetings at 12:45 in the afternoon and 6:30 in the evening. **Unless you are involved in setting up the room, please do not arrive until after the above mentioned times so those setting up have room to work.** Thank you!



DON'T FORGET TO SIGN IN AT THE MEMBERSHIP DESK AND GET YOUR DOOR PRIZE DRAW TICKET! It is important for **fire regulations** that we know how many people we have in the community centre, especially during the afternoon meetings.

Please refrain from wearing perfume to guild meetings as some members are allergic or sensitive to them.



LONDON MODERN QUILT GUILD

QUILT SHOW

SATURDAY
September 7, 2019
10am - 5pm

SUNDAY
September 8, 2019
10am - 4pm

\$5 Admission **Vendors** **Free Parking**

londonmodernquiltguildcanada.com

The poster features a photograph of Grosvenor Lodge, a large brick building with a prominent white porch decorated with various quilts. The text is arranged in a clean, modern layout with a color palette of teal, white, and brown.



FABRIC CHALLENGE

BLACK AND WHITE

Plus One

FABRIC GENEROUSLY DONATED BY: **NORTHCOTT**



NORTHCOTT
Cottons that feel like silk

QUILT SHOW LOCATION
GROSVENOR LODGE 1017 Western Road, London Ontario

The sign includes a street map showing the location of the quilt show. The map shows Western Road running north-south, with Platts Lane and Wharncliffe Road branching off to the east. Oxford Street runs east-west at the bottom. Two parking spots (marked with 'P') are indicated on Western Road, one of which is labeled 'Quilt Show'. A north arrow is in the top right corner.



Detail of Best in Show Quilt Canada 2019 by Kathy Wylie, (inset) of Whitby, ON - "For Such a Time as This"



Above: "Blue Lights in My Backyard" by our own Marg Notar



Above: Former guild member Millie Cumming of Fergus, ON with her "Trillium Song", winner of a Judge's Choice Rosette

A Small Taste of Quilt Canada 2019



Right: Lise Bélanger of Trois-Pistoles, QC with her "Tree of Life", winner of Best Domestic Machine Quilting

SPEAKER AND WORKSHOP SCHEDULE for 2019-2020

September	<u>Leianne McCallum</u>
October	<u>Bridget O'Flaherty</u>
November	<i>November 6 - Leianne McCallum Studio 180 V Ruler Workshop, November 9 Mini Retreat at Emmanuel United Church and Christmas Social</i>
January	<u>art KWilt connection</u>
February	<u>Elizabeth De Croos</u> and <i>February 5 Barbara Pye Workshop (Project to be decided)</i>
March	<u>Kelly DeMaresq</u> and <i>March 4 Elizabeth DeCroos Modern Pojagi Improv Window Hanging</i>
April	<u>Gunnel Hag</u> and <i>April 25 Kelly DuMaresq Scrap Queen Workshop</i>
May	<u>Tracey Lawko</u>
June	Annual General Meeting and Social

REMEMBER,
PEOPLE WILL SEE
YOUR QUILTS
LONG AFTER YOU
ARE GONE -
NOT YOUR
HOUSEWORK!

Elected Officers of the Guild 2019-2020

President:	Inge Ford
Vice President:	Jean McFarlane
Treasurer:	Jean Cloes
Assistant Treasurer:	Andrea Heimrich
Secretary:	Doris Martin
Past President:	Deby Wettges

Standing Committees

Historian:	Alin Chan
Librarians:	Kathy Janzen & Helene Stevens
Membership:	Madeline Hughes (E) Pat Lockyer (E) Kitty Mitchell (E) Betty Anne Scott (A) Bettie Schuurman
Newsletter:	Marg Sandiford Pat Lockyer - Mailings
Advertising Coordinator :	Marg Sandiford
Program & Workshops:	Bonnie Murdoch, Barbara Pye, Sandra Bussey & Cathy Jurchuk
Quilt Exhibit:	Ruthanne Snider, Co-chair & Elaine LaRonde, Co-chair
Website:	Kathy Bissett



Quilting Months Ahead

Month	Day	Activity
August	12, 13	Exhibit Photo Sessions at Creative Sisters Quilt Studio
September	11	Mannheim Sewing Circle
September	18	Regular Guild Meetings
October	18,19	2019 WCQG Quilt Exhibit

Our website: <http://www.wcquiltersguild.on.ca/>