

SCRAPS OF WISDOM

President's Message:

New Year—New Beginnings

A new year always challenges us to think ahead and create goals that inspire good health and positive changes in our lifestyle. We are energized to be open to all kinds of new opportunities. Whether you plan a big quilt that has been simmering in the back of the sewing room for years or you challenge yourself to a block a month and create your own calendar quilt. There are always traditional blocks that are seasonal and reflect the weather or an event typical in that month. This kind of calendar quilt is personalized by your own choice of fabric and the layout of the quilt. Another calendar quilt might be personal in how the blocks reflect events in your life and that of your family and friends, making it feel a lot like a quilt diary. If you make a calendar quilt for 2018, bring the blocks in each month and share them with your quilt friends at the guild.

Happy New Year, Happy quilting,
Lilla Hall, President



The Waterloo County Quilters' Guild provides an opportunity for quilters to learn in a supportive, sharing, social environment. We encourage you to get the most out of your membership by becoming more deeply involved in the guild.

Inside this issue

January Program.....	2
Using Up Scraps	3
Smile Bee Day.....	4
Upcoming Workshops.....	5
Our Festive Guild Meeting.....	6
Classified.....	9
PAL Quilts.....	10
Library News.....	11
Van Gogh Exhibit.....	12
"I'M Possible" Workshop.....	13
Mannheim Sewing Circle.....	14
Houston Honourable Mention.....	14
President's Challenge.....	15
Program & Your Executive.....	16
Quilting Months Ahead.....	16

SAVE THE DATE

SATURDAY, MARCH 10, 2018

MINI RETREAT

**EMMANUEL UNITED CHURCH
22 BRIDGEPORT RD WEST**

\$45 per person, includes lunch and supper

Sign up and pay at January guild meetings

8:30am to 8:00pm

You can't use up

creativity

The more you use, the more

you have!

Maya Angelou

Submitted by Cathy Potvin

January Program - Angela Grasse

Angela Grasse of Kitchener is our guest speaker on January 17th. She is a mixed media artist who belongs to a number of artistic organizations and has been named "Artist in Residence" at the Ayr Public Library for 2018. Curiosity fuels Angela's passion for her projects and attention to detail makes them one of a kind. She uses beads and various embellishments, as well as bright colours, to create these works of art. She also has had exhibitions and enjoys teaching workshops. - Carol Ross Williamson, for the Program Committee

"Keeping You In Stitches"

SERVICE TO ALL MAKES

INDUSTRIAL & DOMESTIC

PRO
SEWING MACHINE DOCTOR

PROFESSIONAL
SCISSOR & KNIFE
SHARPENING

HAVE TOOLS
WILL TRAVEL

Stefan Deskur
www.prosewingmachinedoctor.com

Tel - (519)837-1322
Fax - (519)837-5796
Email - stef@sewdoc.ca

Fabrics & Quilts



Woodstock, Ontario

Ph. (519) 537-8753
515533 11th Line
R.R.#3 Woodstock, ON
N4S 7V7

www.countrypatchworks.ca

...Worth the Drive to the country!



Gammill Longarm Quilting Machines Longarm Supplies
Brother Sewing Machines Sewing Furniture

40 King Street East | Millbrook, Ontario L0A1G0 | Phone: 705-201-5262
www.kawarthaquiltingsystems.com




Quilt Essentials

PO Box 596, 1340 King St. N.
St. Jacobs, ON N0B 2N0
salome@quiltessentials.ca www.quiltessentials.ca

Open Saturdays January - April

Salome Bauman
Tel. 519-664-2060





John M. Hall
The House Of Quality Linens
IRISH LINENS LACE TABLE CLOTHS

Irish Linens ♦ Quilts ♦ Comforters ♦ Sheets
Blankets ♦ Kitchen, Bath & Beach Towels
Pillows ♦ Tablecloths ♦ Napkins
Runners ♦ Dollies
Large Selection of Cotton Fabrics

OPEN EVERY DAY

43 Grand River St. N., Downtown Paris 442-4242

If you know of a guild member who has become ill, please let our secretary, Robin Bogaert know so she can send a get well card from all of us.

Using Up Scraps #14 with Vikki MacDonald

Monochrome Scrash (Scrap + Stash) Quilts

These quilts are constructed with columns. Cut 7" wide strips of any length and in half lengthwise into two 3½" columns. Insert a 1" wide strip of a lighter value of the colour family. Make several varieties within your chosen colour family. Cut these new pieced columns into various lengths (block columns), anywhere from 2" to 14" - no rules. DO NOT PRESS.



Join various "block columns" into columns to be as long as you wish to have your quilt. Press AFTER joining the blocks, so that the 1" strips can be pressed in alternating directions. Next join enough columns to be as wide as you wish your quilt to be. Easy, eh?



Truly Scrappy Squares



Start with any size orphan block that measures either 6½" or 9½" or can be build it up to either a 6½" or 9½" square (including seam allowances). The squares and blocks can be of any colour or pattern.



Consider rows to be 18" wide (sewn). Working with trios of 6" blocks and pairs of 9" blocks the width of the quilt can be determined. Use different arrangements for each 18" row.

The arrangements below are both 54" wide.

9	6	9	6	6	9	9
	6		6	6		
9	6	9	6	6	9	9



SMILE QUILT BEE DAY

On Saturday, November 11, 2017, the Mannheim Community Centre was a busy place. Machines were whirring. Scissors were cutting. Friends were chatting as Smile Quilts were being made. It was a great day! We are looking forward to receiving all of the finished quilts. They really do help to bring smiles and comfort to children in need. Thank you, everyone!

Peggy Herlick for the Smile Quilt Committee



Two of the Smile Quilts made during the bee. Ruthanne Snider made the one above, and Kitty Mitchell made the one on the left.

APQS

S

W

EASY

D.I.Y. Quilting and Sewing

Grier Rennie
31 Greenbough Court
Kitchener, ON N2N 1L8

226.647.3107
seweasystudio@gmail.com
"Helping you to do it yourself"

D.I.Y. Sew Easy is a private home studio offering:

- Individual and small group instruction in Quilting, Sewing, and Longarm Quilting
- In-studio Longarm APQS machine rental program
- Flexible Scheduling to fit your lifestyle
- Loyalty and beginner discounts

Reminders:



UPCOMING WORKSHOPS



‘Stupendous Stitching’

will be held on Saturday, January 27th from 9am to 4pm at Mannheim. Three of our members, Judy Pearce, Ruthanne Snider and Bonnie Murdoch, will teach us how to use fancy stitches, yarn, beads, and more to make a small wall hanging or pillow top. The colourful sample at the November meeting inspired more than 20 to sign up. A few spots are still available. Contact Judy Pearce to save a spot. The cost is \$10.00.

Invisible Appliqué

Audrey Vrooman will teach this workshop on Saturday, February 24th. The fine workmanship inspired many to sign up three months before the class. The colourful sample, pictured here at the right, has fine quilting as well as embellishments. Even those who usually don't enjoy appliqué were inspired to sign up. A few spots are still available. The workshop is \$35.00, to be paid when signing up and a \$20.00 fee for supplies, payable to Audrey, at the workshop.



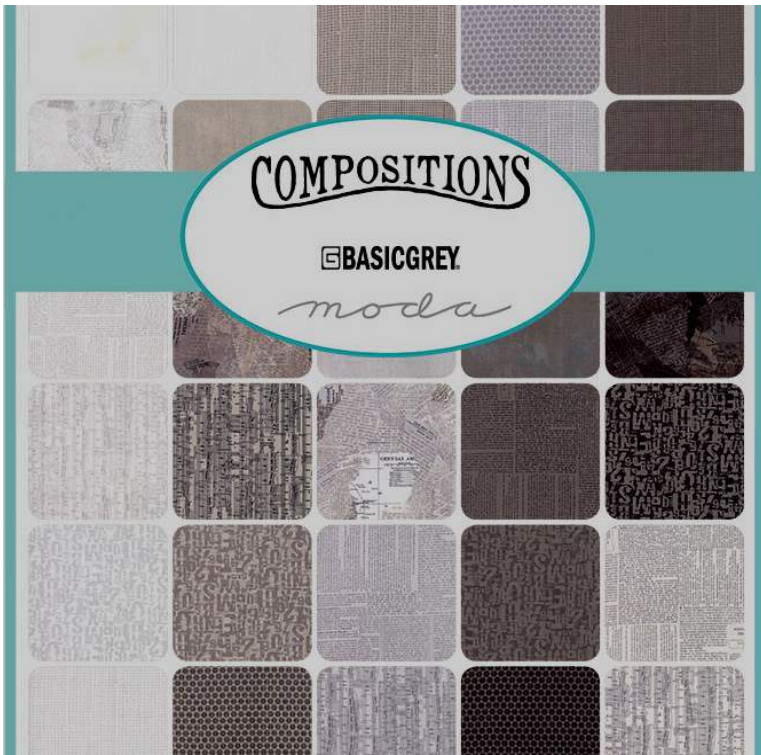
Our very festive November guild meeting! Special thanks to the organizers and to Darlene Yanke, our technical wizard!



Below, left—Doreen Bone’s tree table runner. Below, right: Sandy Campbell and Bette Anne Scott are holding Kathryn Helwig’s work. Thank you to all of our white glove ladies!

Photos courtesy of Deby Wettges and Marg Sandiford





Some guild members are sensitive to scents.
Please refrain from wearing perfume to guild meetings.



Creative Sisters Quilt Studio
321 Lancaster St. W.
Kitchener, ON N2H 4V4
519-584-2130
www.creativesisters.ca

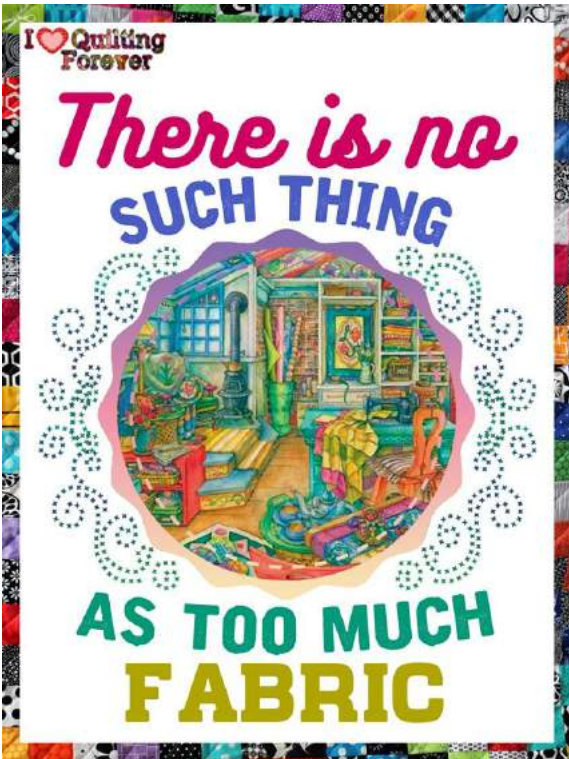


The Quilt Jeannie
quality quilting fabrics and notions

Jean Cloes

24 Lunor Crt
Tavistock, Ontario
519-502-6064
jean@thequiltjeannie.ca
www.thequiltjeannie.ca


The Quilt Jeannie
quality fabrics and notions
longarm services
www.thequiltjeannie.ca
by appointment




FABRIC Please!
Your online fabric store!
FabricPlease.com

Worldwide Flat Rate Shipping
\$8-CAN / \$15-US
\$35-INT

Doors open for guild meetings at 12:45 in the afternoon and 6:30 in the evening. **Unless you are involved in setting up the room, please do not arrive until after the above mentioned times so those setting up have room to work.** Thank you!



**So excited about our new Shop Hop!
New Name, New Stores, New Journey!
Fresh and Fun!**

HILLS AND VALLEYS QUILT SHOP TOUR
2018—MAY 3, 4, 5

Fun activities,
demos, prizes!

- Threads That Bind, Maxwell**
- Creemore House of Stitches**
- Creebank Sewing Machine Shop, Mount Forest**
- Country Concessions, Cookstown**
- Cobwebs & Caviar, Shelburne**

GRAND PRIZE \$1,000 Shopping Spree
SECOND PRIZES 10 \$100 Mini Sprees
THIRD PRIZES 15 \$50 Goody Bags



Crystal Karley

Machine Quilting Services
Noling Longarm Quilting Machines
and IntelliQuilter Sales and Service

cjsquilting@rogers.com

T 519-725-2443

199 Ashcroft Place
Waterloo, Ontario N2J 3M7

By Appointment



**DON'T FORGET TO SIGN IN AT
THE MEMBERSHIP DESK AND
GET YOUR DOOR PRIZE DRAW
TICKET! It is important for fire
regulations that we know how
many people we have in the community centre,
especially during the afternoon meetings.**

www.CherishedPieces.com

519.842.2658



Tuesday-Friday from 10-4 | Wednesday until 5 | Saturday from 9-3

Monthly Specials • Weekly Features • Classes • Upscale Retreats

**Fabric, Quilting Supplies,
Ready & Custom Made Quilts**

3991 Perth Rd. 107, Box 223, Shakespeare, ON N0B 2P0

THE QUILT PLACE

HEATHER STOCK
519-625-8435
e-mail: heather@thequiltplace.ca

De Olde Fabric Shoppe

Over 2000 bolts of exquisite designer quilting fabrics to browse.

Large variety of kits, books, patterns and notions.

Register online for our Friday Freebie Offers

327 Erie St., Stratford, ON, N5A 2N1 519-273-5773
www.yeoldefabricshoppe.com yeoldefabricshoppe@rogers.com



Handi Quilter®
Designed by a Quilter, for Quilters.®




JANOME
Janome Platinum Award Dealer

Ontario Handi Quilter Retailer of the Year

SEWING, QUILTING, EMBROIDERY & LONG ARM QUILTING MACHINES SALES and SERVICE

IT'S WORTH THE DRIVE!

Sew & Save Centre

149 Downie Street
Stratford, ON
519-271-9660
www.sewandsavecentre.com

Authorized Dealer for
Handi Quilter,
Janome & baby lock
We service ALL
makes and models
We have been in
business since 1969



Handi Quilter®
Designed by a Quilter, for Quilters.®

JANOME




CLASSIFIED

Quilt Frame - Free to good home
Contact Joanne Green 519-634-9896
Or email snoedogz@gmail.com

Professional Guild Members

Any guild members who provide a quilt-related service or operate a quilt-related business have an opportunity to be listed on our website under "Member Professionals". Please review existing member listings to see what to include.

PAL Quilts

Fabric and batting (Hobbs 80/20) are available for these charity quilts. Please let Judy Siegner know what you need to complete a PAL project.

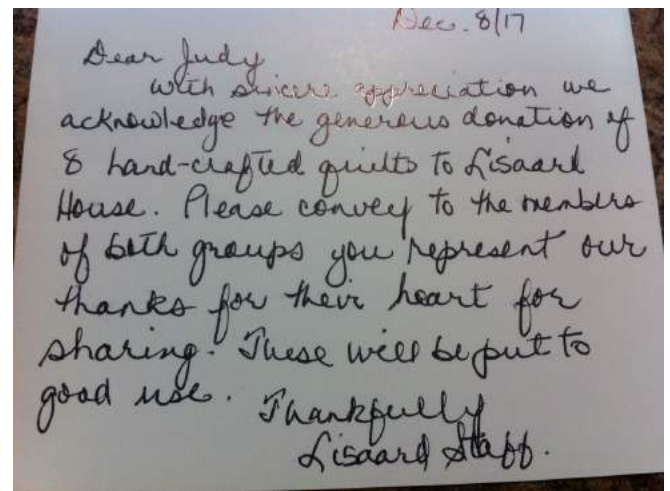

CHALLENGE: 50 QUILTS WANTED

Please help us construct the "Leaning Tower of Quilts"

Watch the TOWER grow!


So far we have

25 QUILTS!




Above: A note of thanks from Lisaard House. Left: Judy Siegner with some of the quilts donated to Innisfree House.

Library News




“Walk” by Jackie Gering is a book to help you master machine quilting with your walking foot.

Check out “Fabulous Facades” by Gloria Loughman; beautiful ideas!



“Distinctive Dresdens” by Katja Marek features 26 blocks and 6 projects for Dresden Plate quilts.


There is a new CD called “150 Canadian Women” by Next Step Quilt Designs. There are 150 blocks, each featuring the story of a Canadian Woman. The finished quilt resembles the “Dear Jane” style quilt.




Also, Mary Karen Gosselink donated these 2 Kaffe Fassett books, “Museum Quilts” and “Quilt Road”.

Thanks, Mary Karen!

- Judy Pearce





Impression of Van Gogh
by Liz Joe of Dallas, Texas



Left: A St. Joe Van Gogh
by Nora MacFarlane
of Cincinnati, Ohio



Above: Van Gogh Aries Night, 3rd place
by Miyuki Humphries,
Adachi-ku, Tokyo, Japan






Blue Sunflower
by Joyce Carrier of Bluemont, Virginia



Channeling Van Gogh
Linda Ludermann,
Palm Beach Gardens, Florida

Just a few of the amazing entries!
The Challenge
20" x 20"
Use the 4 designated colours
Use "Vincent Van Gogh" as inspiration to
create an original design
Any technique and/or embellishment

November 30 - December 2, 2017



Mannheim Sewing Circle - Wednesday January 10, 2018 9am - 4pm

Mannheim dates for 2018: January 10, February 14, March 14, April 11, May 9 and June 13

Join us on Wednesday, January 10, 9am - 4pm, for the first Mannheim Sewing Circle of 2018! Bring a project of your choice to work on, and your packed lunch - we will provide tea and coffee. All are welcome! Your \$4 donation helps cover the cost of the room. Directions to the Mannheim Community Centre can be found in your membership handbook or on our guild website. Hope to see you there! - Megan and Tamara



At the December Mannheim guild sewing circle we were once again treated to Jean Carberry's artistic "to die for" shortbread.



We were also pleased to have a visit from one of Santa's elves, aka Darlene Yanke.
- Ruth Hicks



Congratulations!

to former guild member, Elizabeth McDowell Heagy who received an Honourable Mention at the International Quilt Show in Houston this past fall, for her wall hanging, "Receiving Grace".

- Elizabeth King

<https://thequiltshow.com/daily-blog/142-newsletter/26569-appliqued-pieced-and-quilted-simultaneously-and-no-binding/>

Follow this link for 'The Quilt Show's Daily Blog' featuring this quilt.

PRESIDENT'S CHALLENGE

With changes in technology and communication advances, it is time for the WCQG to update our logo.



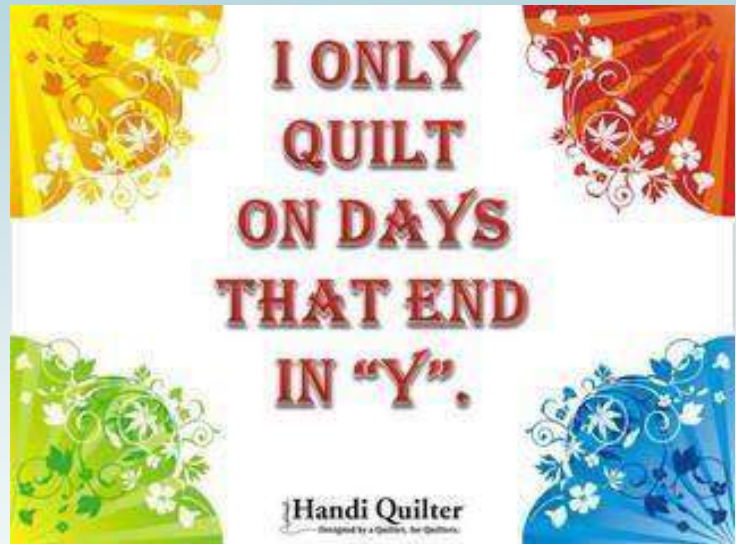
The President's Challenge this year will give all members an opportunity to have input and to try their hand at creating a new logo. Let your imagination wander and think outside the box for a logo that will be flexible and serviceable to span print images as well as electronic capabilities. It should be appealing in both colour and black and white, flexible for enlarging on posters and small enough for facebook and twitter. It will be a symbol to reflect the guild in all types of communication we use today.



Program Outline 2017-2018

So much happening this guild year!

- January - Angela Grasse, Trunk Show**
February - Audrey Vrooman, Trunk Show
March - Debbie Biernes & Mini Retreat
April - Rita Ferber - Fabric Please!
May - Susan Clarke
June - Annual General Meeting, evening only



Elected Officers of the Guild 2016-2017

- President:** Lilla Hall
Vice President: Deby Wettges
Treasurer: Darlene Yanke
Secretary: Robin Bogaert
Past President: Eileen Fennell
- Standing Committees**
- Historian:** Ruth Hicks
Librarians: Judy Pearce & Kathy Janzen
Membership: Madeline Hughes (E)
 Pat Lockyer (E)
 Kitty Mitchell (E)
 Betty Anne Scott (A)
 Bettie Schuurman
- Newsletter:** Marg Sandiford
 Pat Lockyer - Mailings
- Advertising Coordinator :** Marg Sandiford
- Program & Workshops:** Bonnie Murdoch
 Carol Ross Williamson &
 Darlene Yanke
- Quilt Exhibit:** Bonnie Murdoch, Co-chair
 & Ruthanne Snider, Co-chair
- Website:** Kathy Bissett
Facebook: Marg Sandiford



Quilting Months Ahead

Month	Day	Activity
January	10	Mannheim Sewing Circle
January	17	Regular guild meetings
January	27	Stupendous Stitching Workshop
February	24	Invisible Appliqué Workshop
March	10	Mini Retreat
March	23, 24	Etobicoke Quilters' Guild "Quilt Fever 2018" Neilson Park Creative Centre
May	11, 12	Four Corners Guild 20th Anniversary Quilt Show in Mount Forest

Our website: <http://www.wcquiltersguild.on.ca/>

Scraps of Wisdom - January 2018



Waterloo County Quilters' Guild